

Base Metals

	전일 종가	금 일				변동폭	Cash - 3M		미결제약정(O/I)	
		시가	고가(B)	저가(A)	종가(A)		BID	ASK	전일	변동폭
전기동(Cash)	13,314.94	13,290.26	13,390.26	13,268.76	13,282.26	-32.68				
전기동(3M)	13,385.00	13,350.00	13,450.00	13,328.50	13,342.00	-43.00	-63.74	-59.74	271,942	4,370
알루미늄(Cash)	3,578.10	3,578.45	3,588.95	3,527.95	3,541.95	-36.15				
알루미늄(3M)	3,524.00	3,527.50	3,538.00	3,477.00	3,491.00	-33.00	46.95	50.95	676,880	-7,329
아연	3,407.50	3,397.50	3,461.00	3,392.50	3,445.50	38.00	-8.11	-6.11	236,828	892
납 (연)	1,976.00	1,977.00	1,990.00	1,974.00	1,975.00	-1.00	-7.38	-5.38	181,037	2,152
니켈	19,250.00	19,150.00	19,385.00	18,925.00	19,090.00	-160.00	-204.45	-194.45	254,564	926
주석	54,130.00	54,175.00	54,850.00	53,065.00	54,175.00	45.00	-72.01	-62.01	22,099	1,409

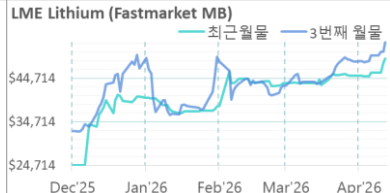
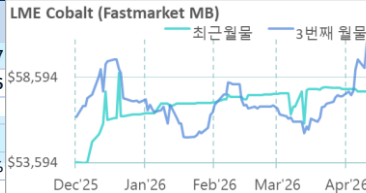
* Base Metal 종가는 COMEX 종료시점 기준 (LONDON 18시00분)

2. LME Official Settlement Prices (AM 2nd Ring)

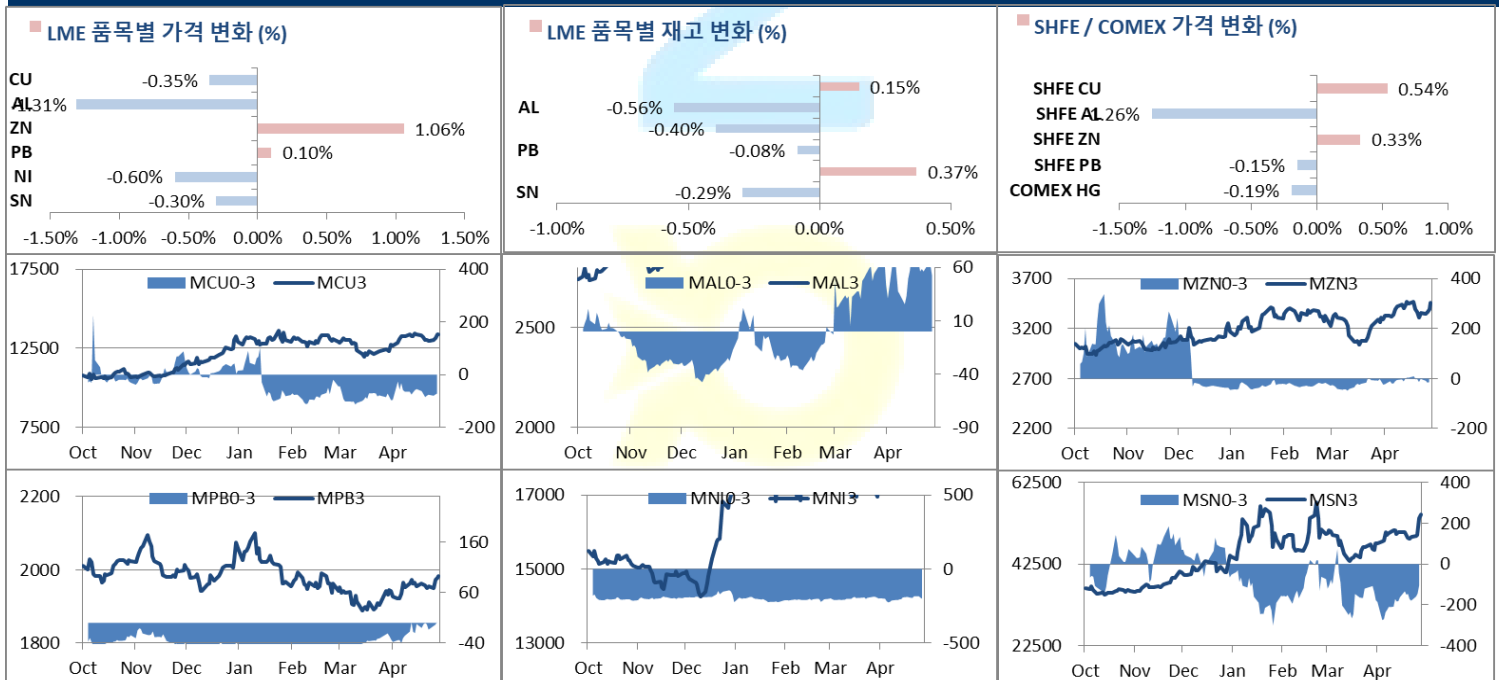
	금 일		당월평균		전월평균		3. LME Evening Valuation				
	Cash	3M	Cash	3M	Cash	3M	LME 정산가 (LONDON 17시00분)				
							Cash	3M	May	Jun	Jul
전기동	13326.00	13391.50	13135.63	12891.38	12969.88	12969.88	13331.26	13393.00	13347.53	13374.57	13387.07
알루미늄	3559.00	3510.00	3593.13	3600.63	3545.73	3545.73	3541.95	3493.00	3546.70	3522.18	3507.05
아연	3425.00	3433.00	3381.00	3361.55	3368.83	3368.83	3451.39	3458.50	3457.62	3465.92	3465.31
납 (연)	1980.00	1982.00	1969.75	1922.65	1946.15	1946.15	1975.62	1982.00	1981.62	1980.70	1980.98
니켈	18825.00	19040.00	19187.50	18005.75	18193.25	18193.25	18943.55	19143.00	18967.55	19034.60	19102.64
주석	54550.00	54300.00	51503.75	48941.75	49092.50	49092.50	54623.99	54691.00	54659.00	54659.00	54689.00

EV Metals

품목	코발트 (CME Fastmarket MB)		리튬 (CME Fastmarket MB)	
	2026-05-07	2026-05-07	2026-05-07	2026-05-07
기준일	2026-05-07	2026-05-07	2026-05-07	2026-05-07
만기월	May26	Jul26	May26	Jul26
종가	57827.18	60803.42	49185.07	53087.25
전일대비등락	0.00	330.69	925.94	2380.99
등락%	0.00%	0.54%	1.88%	4.49%



LME BASE METALS PRICE



4. LME Stocks

	전일 최종재고	반입 (IN)	반출 (OUT)	금일 최종재고	변동폭	ON WRNT	CANCELLED WRNT	CW 변동폭
전기동	397725	975	375	398325	600	345550	52775	2600
알루미늄	360225	0	2000	358225	-2000	331725	26500	-2000
아연	94800	0	375	94425	-375	80875	13550	3125
납 (연)	266400	0	225	266175	-225	262825	3350	-225
니켈	276864	1866	840	277890	1026	265116	12774	-840
주석	8500	25	50	8475	-25	7725	750	180

5. COMEX 재고

	05/06 재고	변동량	변동율	05/07 재고
전기동	616825	1645	0.27%	618470
알루미늄	1218	0	0.00%	1218

6. SHFE/ COMEX

기준환율 USD/CNY = 6.8023

SHFE	전일 SETTLE	시가	금일 고가	저가	종가	금일 SETTLE	(\$/Ton)	변동폭	(\$/Ton)	거래량
Shanghai Futures Exchange (SHFE)										
CU JUN6	102,460	103350	103400	102630	103010	103010	15143.41	550.00	80.85	83627
AL JUN6	24,690	24625	24660	24160	24380	24380	3584.08	-310.00	-45.57	272604
ZN JUN6	24,105	24180	24305	24100	24185	24185	3555.42	80.00	11.76	89333
PB JUN6	16,870	16970	17000	16770	16845	16845	2476.37	-25.00	-3.67	56960
NI JUN6	153,560	152870	152930	147540	149350	149350	21955.81	-4210.00	-618.84	427375
SN JUN6	404,870	416500	428470	415270	421310	421310	61936.40	16440.00	2416.58	314914
COMEX										
CU JUL26	6.1865	6.1895	6.2445	6.1655	6.1740	6.1740	13611.32	-0.0125	-27.56	28,168

7. SHFE-LME SPREAD

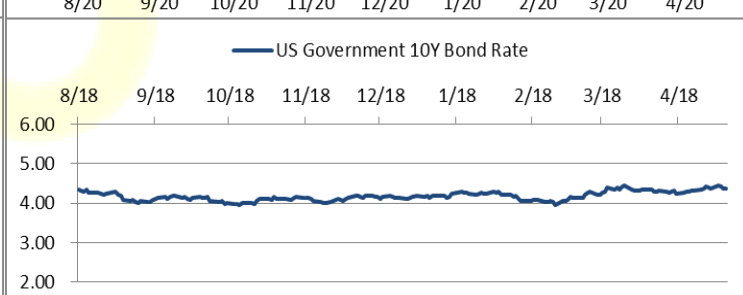
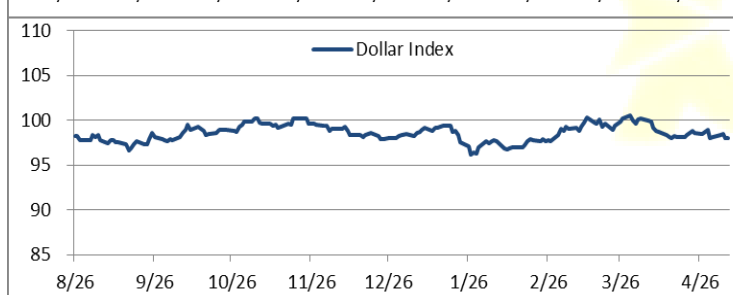
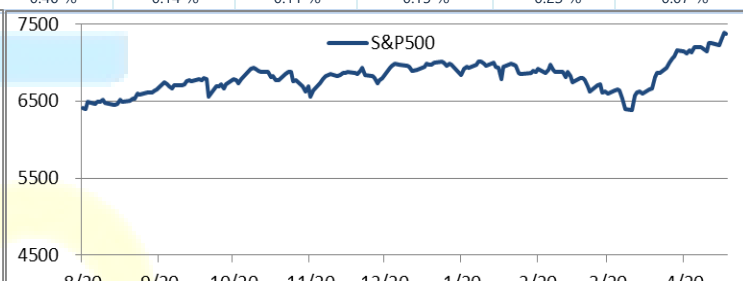
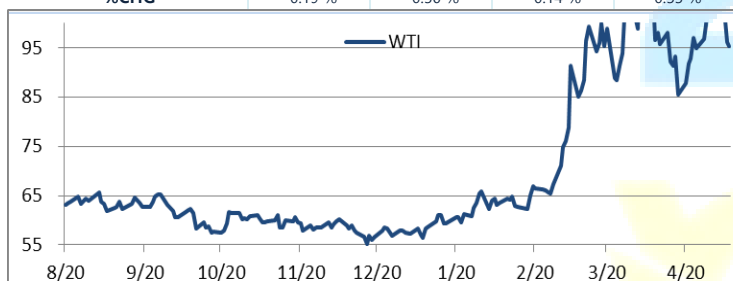
	CNY=	LME 3M (CNY)	LME 최근월물 (CNY)	증치세	LME 3M (CNY incl. 증치세)	LME 최근월물 (CNY incl. 증치세)	SHFE 3개월물	SHFE 최근월물	SHFE-LME 최근월물 (USD)
CU	6.8030	91,204	90,895	13%	103,061	102,711	102,950	103,010	43.89
AL	6.8030	23,967	24,332	13%	27,083	27,495	24,460	24,380	-457.96
ZN	6.8030	23,331	23,325	13%	26,364	26,357	24,285	24,185	-319.29
PB	6.8030	13,507	13,505	13%	15,263	15,260	16,890	16,845	232.93
NI	6.8030	130,686	129,492	13%	147,675	146,326	149,980	149,350	444.51
SN	6.8030	367,702	367,484	13%	415,503	415,257	420,860	421,310	889.69

Market Factors

1. 주요시장 DATA

Updated at : 02:00:02 AM

	S&P	다우존스	미국채 (10Y)	WTI	달러/원	유로화	일본엔화	호주달러	남아공화	LME
증가	7350.97	49632.99	110 21/32	95.60	1455.40	1.1762	156.6400	0.7239	16.3825	5686.40
전일비	-14.15	-277.60	- 5/32	0.52	6.66	0.0017	0.18	0.00	-0.04	3.7000
%CHG	-0.19 %	-0.56 %	-0.14 %	0.55 %	0.46 %	0.14 %	0.11 %	0.15 %	-0.23 %	0.07 %



Precious Metals

1. Spot Precious Metals (LBMA/ LPPM)

(단위: USD)

	SPOT			LBMA / LPPM Price(구 London Fix)	
	현재가 (ASK)	고가	저가	AM	PM
	GOLD	4715.65	4764.53	4685.86	
SILVER	79.890	82.140	77.025		
PLATINUM	2049.00	2098.30	2037.90	2085.00	2086.00
PALLADIUM	1520.25	1562.68	1511.08	1558.00	1530.00

2. COMEX Futures

(단위: USD)

	시가 (OPEN)	고가 (HIGH)	저가 (LOW)	종가 (CLOSE)	변동폭 (CHG)	거래량 (VOL)	미결제 약정(O/I)		거래소 재고	
							금일	변동폭	금일재고	변동폭
GOLD JUN26	4702	4775.20	4694.00	4725.40	31.10	111653	253356	-979	29137914	-64778
SILVER JUL26	77.83	82.68	77.46	80.41	3.11	47766	74373	1805	312752506	-2034732
PLATINUM JUL26	2069	2113.60	2043.70	2055.40	-7.20	12111	49077	494	488725	-1917
PALLADIUM JUN26	1557	1577.50	1516.50	1524.50	-27.70	4525	12831	-518	238925	0

3. TOCOM Futures

(단위: JPY)

	시가 (OPEN)	고가 (HIGH)	저가 (LOW)	종가 (CLOSE)	변동폭 (CHG)	거래량 (VOL)	미결제 약정(O/I)	
							금일	변동폭
GOLD APR27	24631.0	24736.0	24490.0	24524.0	-105.0	4311	3828	726
SILVER APR27	0.0	0.0	0.0	0.0	0.0	0	2	1
PLATINUM APR27	10408	10438	10141	10202	-134	1298	1846	836
PALLADIUM APR27	0	0	0	0	0	0	0	0

4. SHFE Futures

SHFE	전일	금 일				금일 (\$/Toz)	변동폭 (\$/Toz)	거래량		
	SETTLE	시가	고가	저가	종가	SETTLE				
SHFE GOLD MAY6	1022.84	1031.1	1043.74	1028.72	1035.38	1035.38	152.21	12.54	59.27	191181

LBMA/LPPM PRECIOUS METAL PRICES

