

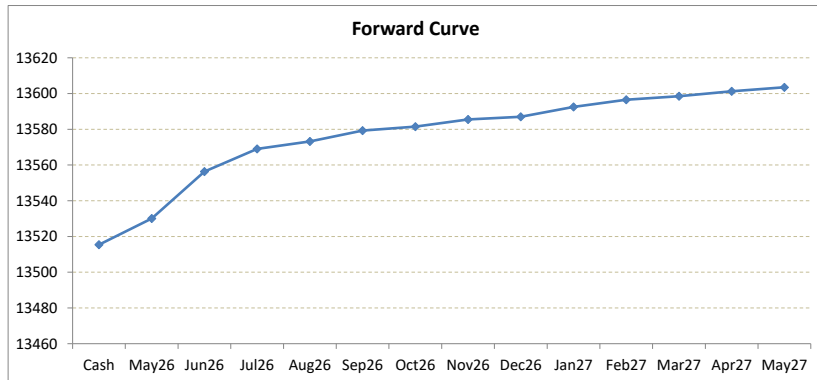
# LME Valuation - Copper

Cash - 3M: 57.61c

Date: 2026-05-08

**Cash 13515.39**  
**3M 13573.00**  
 May26 13530.04  
 Jun26 13556.29  
 Jul26 13569.02  
 Aug26 13573.18  
 Sep26 13579.29  
 Oct26 13581.50  
 Nov26 13585.50  
 Dec26 13587.00  
 Jan27 13592.50  
 Feb27 13596.50  
 Mar27 13598.50  
 Apr27 13601.25  
 May27 13603.50

	Cash-May26	Cash-Jun26	Cash-Jul26	Cash-Aug26	Cash-Sep26	Cash-Oct26	Cash-Nov26	Cash-Dec26	Cash-Jan27	Cash-Feb27	Cash-Mar27	Cash-Apr27
Cash	14.65c	40.90c	53.63c	57.79c	63.90c	66.11c	70.11c	71.61c	77.11c	81.11c	83.11c	85.86c
	May26-3M	Jun26-3M	Jul26-3M	3M-Aug26	3M-Sep26	3M-Oct26	3M-Nov26	3M-Dec26	3M-Jan27	3M-Feb27	3M-Mar27	3M-Apr27
3M	42.96c	16.71c	3.98c	0.18c	6.29c	8.50c	12.50c	14.00c	19.50c	23.50c	25.50c	28.25c
	May26-Jun26	Jun26-Jul26	Jul26-Aug26	Aug26-Sep26	Sep26-Oct26	Oct26-Nov26	Nov26-Dec26	Dec26-Jan27	Jan27-Feb27	Feb27-Mar27	Mar27-Apr27	Apr27-May27
3rd wed	26.25c	12.73c	4.16c	6.11c	2.21c	4.00c	1.50c	5.50c	4.00c	2.00c	2.75c	2.25c
	Jun26	Jul26	Aug26	Sep26	Oct26	Nov26	Dec26	Jan27	Feb27	Mar27	Apr27	May27
May26	26.25c	38.98c	43.14c	49.25c	51.46c	55.46c	56.96c	62.46c	66.46c	68.46c	71.21c	73.46c
	Jun26	Jul26	Aug26	Sep26	Oct26	Nov26	Dec26	Jan27	Feb27	Mar27	Apr27	May27
		12.73c	16.89c	23.00c	25.21c	29.21c	30.71c	36.21c	40.21c	42.21c	44.96c	47.21c
		Jul26	Aug26	Sep26	Oct26	Nov26	Dec26	Jan27	Feb27	Mar27	Apr27	May27
			4.16c	10.27c	12.48c	16.48c	17.98c	23.48c	27.48c	29.48c	32.23c	34.48c
			Aug26	Sep26	Oct26	Nov26	Dec26	Jan27	Feb27	Mar27	Apr27	May27
				6.11c	8.32c	12.32c	13.82c	19.32c	23.32c	25.32c	28.07c	30.32c
				Sep26	Oct26	Nov26	Dec26	Jan27	Feb27	Mar27	Apr27	May27
					2.21c	6.21c	7.71c	13.21c	17.21c	19.21c	21.96c	24.21c
					Oct26	Nov26	Dec26	Jan27	Feb27	Mar27	Apr27	May27
						4.00c	5.50c	11.00c	15.00c	17.00c	19.75c	22.00c
						Nov26	Dec26	Jan27	Feb27	Mar27	Apr27	May27
							1.50c	7.00c	11.00c	13.00c	15.75c	18.00c
							Dec26	Jan27	Feb27	Mar27	Apr27	May27
								5.50c	9.50c	11.50c	14.25c	16.50c
								Jan27	Feb27	Mar27	Apr27	May27
									4.00c	6.00c	8.75c	11.00c
									Feb27	Mar27	Apr27	May27
										2.00c	4.75c	7.00c
										Mar27	Apr27	May27
											2.75c	5.00c
											Apr27	May27
												2.25c



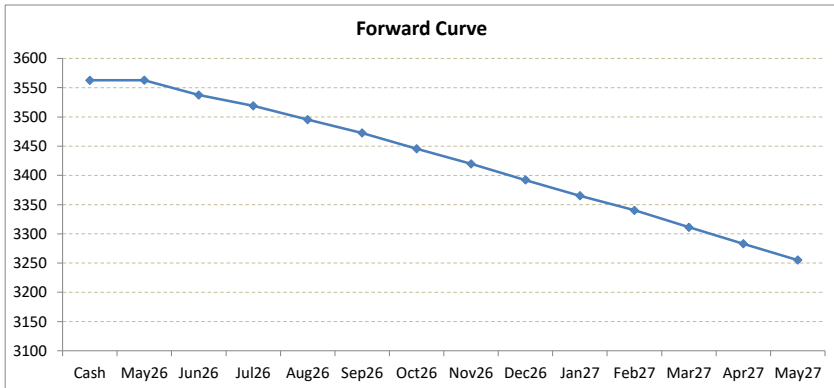
\*본 자료는 LME에서 공시하는 Valuation을 토대로 작성된 것으로 실제 거래 시의 스프레드와는 무관합니다.  
 \*\* Source: Reuters

# LME Valuation - Aluminium

Cash - 3M: **59.63b**

Date: **2026-05-08**

Cash	3562.63		Cash-May26	Cash-Jun26	Cash-Jul26	Cash-Aug26	Cash-Sep26	Cash-Oct26	Cash-Nov26	Cash-Dec26	Cash-Jan27	Cash-Feb27	Cash-Mar27	Cash-Apr27
<b>3M</b>	<b>3503.00</b>	Cash	0.23c	25.21b	43.64b	67.47b	89.97b	117.22b	142.97b	170.47b	197.47b	222.47b	251.47b	279.47b
May26	<b>3562.86</b>													
Jun26	<b>3537.42</b>													
Jul26	<b>3518.99</b>	3M	59.86b	34.42b	15.99b	7.84b	30.34b	57.59b	83.34b	110.84b	137.84b	162.84b	191.84b	219.84b
Aug26	<b>3495.16</b>													
Sep26	<b>3472.66</b>													
Oct26	<b>3445.41</b>	3rd wed	25.44b	18.43b	23.83b	22.50b	27.25b	25.75b	27.50b	27.00b	25.00b	29.00b	28.00b	28.00b
Nov26	<b>3419.66</b>													
Dec26	<b>3392.16</b>													
Jan27	<b>3365.16</b>	May26	25.44b	43.87b	67.70b	90.20b	117.45b	143.20b	170.70b	197.70b	222.70b	251.70b	279.70b	307.70b
Feb27	<b>3340.16</b>		Jun26	18.43b	42.26b	64.76b	92.01b	117.76b	145.26b	172.26b	197.26b	226.26b	254.26b	282.26b
Mar27	<b>3311.16</b>			Jul26	23.83b	46.33b	73.58b	99.33b	126.83b	153.83b	178.83b	207.83b	235.83b	263.83b
Apr27	<b>3283.16</b>				Aug26	22.50b	49.75b	75.50b	103.00b	130.00b	155.00b	184.00b	212.00b	240.00b
May27	<b>3255.16</b>					Sep26	27.25b	53.00b	80.50b	107.50b	132.50b	161.50b	189.50b	217.50b
							Oct26	25.75b	53.25b	80.25b	105.25b	134.25b	162.25b	190.25b
								Nov26	27.50b	54.50b	79.50b	108.50b	136.50b	164.50b
									Dec26	27.00b	52.00b	81.00b	109.00b	137.00b
										Jan27	25.00b	54.00b	82.00b	110.00b
											Feb27	29.00b	57.00b	85.00b
												Mar27	28.00b	56.00b
													Apr27	28.00b
														May27



\*본 자료는 LME에서 공시하는 Valuation을 토대로 작성된 것으로 실제 거래 시의 스프레드와는 무관합니다.  
 \*\* Source: Reuters

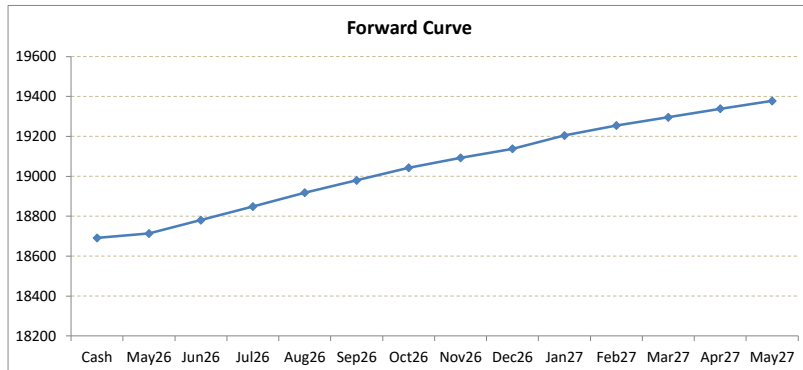
# LME Valuation - Nickel

Cash - 3M: **200.41c**

Date: **2026-05-08**

**Cash 18691.59**  
**3M 18892.00**  
 May26 **18713.59**  
 Jun26 **18780.59**  
 Jul26 **18848.28**  
 Aug26 **18917.88**  
 Sep26 **18979.88**  
 Oct26 **19042.88**  
 Nov26 **19092.88**  
 Dec26 **19137.88**  
 Jan27 **19204.59**  
 Feb27 **19254.59**  
 Mar27 **19295.59**  
 Apr27 **19338.59**  
 May27 **19377.59**

	Cash-May26	Cash-Jun26	Cash-Jul26	Cash-Aug26	Cash-Sep26	Cash-Oct26	Cash-Nov26	Cash-Dec26	Cash-Jan27	Cash-Feb27	Cash-Mar27	Cash-Apr27
Cash	22.00c	89.00c	156.69c	226.29c	288.29c	351.29c	401.29c	446.29c	513.00c	563.00c	604.00c	647.00c
	May26-3M	Jun26-3M	Jul26-3M	3M-Aug26	3M-Sep26	3M-Oct26	3M-Nov26	3M-Dec26	3M-Jan27	3M-Feb27	3M-Mar27	3M-Apr27
3M	178.41c	111.41c	43.72c	25.88c	87.88c	150.88c	200.88c	245.88c	312.59c	362.59c	403.59c	446.59c
	May26-Jun26	Jun26-Jul26	Jul26-Aug26	Aug26-Sep26	Sep26-Oct26	Oct26-Nov26	Nov26-Dec26	Dec26-Jan27	Jan27-Feb27	Feb27-Mar27	Mar27-Apr27	Apr27-May27
3rd wed	67.00c	67.69c	69.60c	62.00c	63.00c	50.00c	45.00c	66.71c	50.00c	41.00c	43.00c	39.00c
	Jun26	Jul26	Aug26	Sep26	Oct26	Nov26	Dec26	Jan27	Feb27	Mar27	Apr27	May27
May26	67.00c	134.69c	204.29c	266.29c	329.29c	379.29c	424.29c	491.00c	541.00c	582.00c	625.00c	664.00c
	Jun26	67.69c	137.29c	199.29c	262.29c	312.29c	357.29c	424.00c	474.00c	515.00c	558.00c	597.00c
		Jul26	69.60c	131.60c	194.60c	244.60c	289.60c	356.31c	406.31c	447.31c	490.31c	529.31c
			Aug26	62.00c	125.00c	175.00c	220.00c	286.71c	336.71c	377.71c	420.71c	459.71c
				Sep26	63.00c	113.00c	158.00c	224.71c	274.71c	315.71c	358.71c	397.71c
					Oct26	50.00c	95.00c	161.71c	211.71c	252.71c	295.71c	334.71c
						Nov26	45.00c	111.71c	161.71c	202.71c	245.71c	284.71c
							Dec26	66.71c	116.71c	157.71c	200.71c	239.71c
								Jan27	50.00c	91.00c	134.00c	173.00c
									Feb27	41.00c	84.00c	123.00c
										Mar27	43.00c	82.00c
											Apr27	39.00c
												May27



\*본 자료는 LME에서 공시하는 Valuation을 토대로 작성된 것으로 실제 거래 시의 스프레드와는 무관합니다.

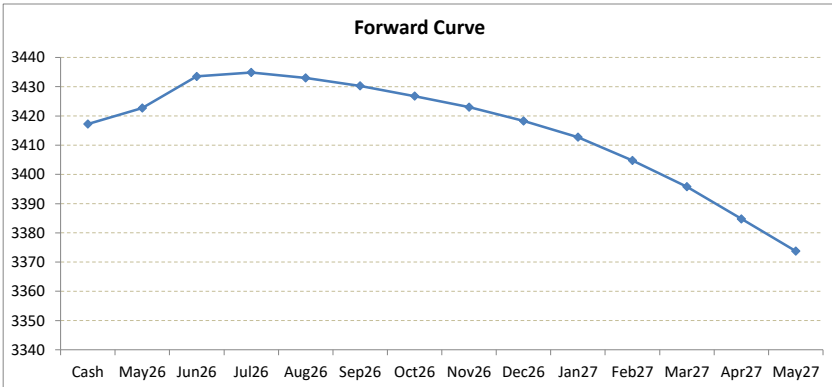
\*\* Source: Reuters

# LME Valuation - Zinc

Cash - 3M: 12.78c

Date: 2026-05-08

Cash	3M	May26	Jun26	Jul26	Aug26	Sep26	Oct26	Nov26	Dec26	Jan27	Feb27	Mar27	Apr27	May27
Cash	3417.22	Cash-May26	Cash-Jun26	Cash-Jul26	Cash-Aug26	Cash-Sep26	Cash-Oct26	Cash-Nov26	Cash-Dec26	Cash-Jan27	Cash-Feb27	Cash-Mar27	Cash-Apr27	
3M	3430.00	5.50c	16.29c	17.64c	15.80c	13.05c	9.55c	5.80c	1.05c	4.45b	12.45b	21.45b	32.45b	
May26	3422.72													
Jun26	3433.51	May26-3M	Jun26-3M	Jul26-3M	3M-Aug26	3M-Sep26	3M-Oct26	3M-Nov26	3M-Dec26	3M-Jan27	3M-Feb27	3M-Mar27	3M-Apr27	
Jul26	3434.86	7.28c	3.51b	4.86b	3.02c	0.27c	3.23b	6.98b	11.73b	17.23b	25.23b	34.23b	45.23b	
Aug26	3433.02													
Sep26	3430.27	May26-Jun26	Jun26-Jul26	Jul26-Aug26	Aug26-Sep26	Sep26-Oct26	Oct26-Nov26	Nov26-Dec26	Dec26-Jan27	Jan27-Feb27	Feb27-Mar27	Mar27-Apr27	Apr27-May27	
Oct26	3426.77	10.79c	1.35c	1.84b	2.75b	3.50b	3.75b	4.75b	5.50b	8.00b	9.00b	11.00b	11.00b	
Nov26	3423.02													
Dec26	3418.27	Jun26	Jul26	Aug26	Sep26	Oct26	Nov26	Dec26	Jan27	Feb27	Mar27	Apr27	May27	
Jan27	3412.77	10.79c	12.14c	10.30c	7.55c	4.05c	0.30c	4.45b	9.95b	17.95b	26.95b	37.95b	48.95b	
Feb27	3404.77	Jun26	1.35c	0.49b	3.24b	6.74b	10.49b	15.24b	20.74b	28.74b	37.74b	48.74b	59.74b	
Mar27	3395.77	Jul26	1.84b	4.59b	8.09b	11.84b	16.59b	22.09b	30.09b	39.09b	50.09b	61.09b		
Apr27	3384.77	Aug26	2.75b	6.25b	10.00b	14.75b	20.25b	28.25b	37.25b	48.25b	59.25b			
May27	3373.77	Sep26	3.50b	7.25b	12.00b	17.50b	25.50b	34.50b	45.50b	56.50b				
		Oct26	3.75b	8.50b	14.00b	22.00b	31.00b	42.00b	53.00b					
		Nov26	4.75b	10.25b	18.25b	27.25b	38.25b	49.25b						
		Dec26	5.50b	13.50b	22.50b	33.50b	44.50b							
		Jan27	8.00b	17.00b	28.00b	39.00b								
		Feb27	9.00b	20.00b	31.00b									
		Mar27	11.00b	22.00b										
		Apr27	11.00b											
		May27												



\*본 자료는 LME에서 공시하는 Valuation을 토대로 작성된 것으로 실제 거래 시의 스프레드와는 무관합니다.  
 \*\* Source: Reuters



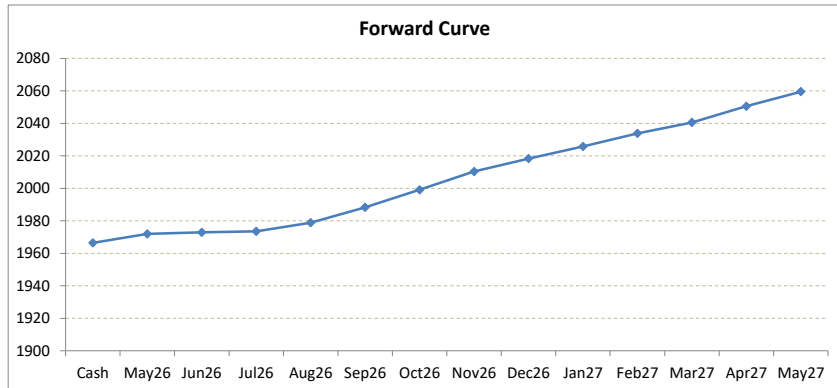
# LME Valuation - Lead

Cash - 3M: **8.56c**

Date: **2026-05-08**

**Cash 1966.44**  
**3M 1975.00**  
 May26 **1971.94**  
 Jun26 **1972.94**  
 Jul26 **1973.54**  
 Aug26 **1978.83**  
 Sep26 **1988.33**  
 Oct26 **1999.08**  
 Nov26 **2010.33**  
 Dec26 **2018.33**  
 Jan27 **2025.83**  
 Feb27 **2033.83**  
 Mar27 **2040.58**  
 Apr27 **2050.58**  
 May27 **2059.58**

	Cash-May26	Cash-Jun26	Cash-Jul26	Cash-Aug26	Cash-Sep26	Cash-Oct26	Cash-Nov26	Cash-Dec26	Cash-Jan27	Cash-Feb27	Cash-Mar27	Cash-Apr27
Cash	5.50c	6.50c	7.10c	12.39c	21.89c	32.64c	43.89c	51.89c	59.39c	67.39c	74.14c	84.14c
	May26-3M	Jun26-3M	Jul26-3M	3M-Aug26	3M-Sep26	3M-Oct26	3M-Nov26	3M-Dec26	3M-Jan27	3M-Feb27	3M-Mar27	3M-Apr27
3M	3.06c	2.06c	1.46c	3.83c	13.33c	24.08c	35.33c	43.33c	50.83c	58.83c	65.58c	75.58c
	May26-Jun26	Jun26-Jul26	Jul26-Aug26	Aug26-Sep26	Sep26-Oct26	Oct26-Nov26	Nov26-Dec26	Dec26-Jan27	Jan27-Feb27	Feb27-Mar27	Mar27-Apr27	Apr27-May27
3rd wed	1.00c	0.60c	5.29c	9.50c	10.75c	11.25c	8.00c	7.50c	8.00c	6.75c	10.00c	9.00c
	Jun26	Jul26	Aug26	Sep26	Oct26	Nov26	Dec26	Jan27	Feb27	Mar27	Apr27	May27
May26	1.00c	1.60c	6.89c	16.39c	27.14c	38.39c	46.39c	53.89c	61.89c	68.64c	78.64c	87.64c
	Jun26	0.60c	5.89c	15.39c	26.14c	37.39c	45.39c	52.89c	60.89c	67.64c	77.64c	86.64c
		Jul26	5.29c	14.79c	25.54c	36.79c	44.79c	52.29c	60.29c	67.04c	77.04c	86.04c
			Aug26	9.50c	20.25c	31.50c	39.50c	47.00c	55.00c	61.75c	71.75c	80.75c
				Sep26	10.75c	22.00c	30.00c	37.50c	45.50c	52.25c	62.25c	71.25c
					Oct26	11.25c	19.25c	26.75c	34.75c	41.50c	51.50c	60.50c
						Nov26	8.00c	15.50c	23.50c	30.25c	40.25c	49.25c
							Dec26	7.50c	15.50c	22.25c	32.25c	41.25c
								Jan27	8.00c	14.75c	24.75c	33.75c
									Feb27	6.75c	16.75c	25.75c
										Mar27	10.00c	19.00c
											Apr27	9.00c
												May27



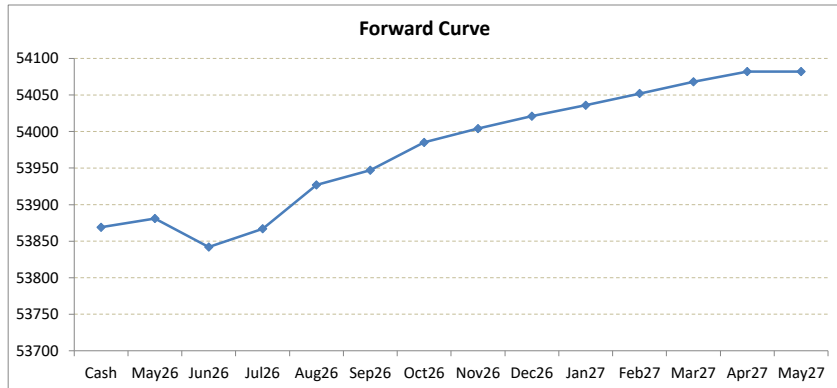
\*본 자료는 LME에서 공시하는 Valuation을 토대로 작성된 것으로 실제 거래 시의 스프레드와는 무관합니다.  
 \*\* Source: Reuters

# LME Valuation - Tin

Cash - 3M: **8.00c**

Date: **2026-05-08**

<b>Cash</b>	<b>53869.00</b>		Cash-May26	Cash-Jun26	Cash-Jul26	Cash-Aug26	Cash-Sep26	Cash-Oct26	Cash-Nov26	Cash-Dec26	Cash-Jan27	Cash-Feb27	Cash-Mar27	Cash-Apr27
<b>3M</b>	<b>53877.00</b>	Cash	12.00c	27.00b	2.00b	58.00c	78.00c	116.00c	135.00c	152.00c	167.00c	183.00c	199.00c	213.00c
May26	<b>53881.00</b>													
Jun26	<b>53842.00</b>		May26-3M	Jun26-3M	Jul26-3M	3M-Aug26	3M-Sep26	3M-Oct26	3M-Nov26	3M-Dec26	3M-Jan27	3M-Feb27	3M-Mar27	3M-Apr27
Jul26	<b>53867.00</b>	3M	4.00b	35.00c	10.00c	50.00c	70.00c	108.00c	127.00c	144.00c	159.00c	175.00c	191.00c	205.00c
Aug26	<b>53927.00</b>													
Sep26	<b>53947.00</b>		May26-Jun26	Jun26-Jul26	Jul26-Aug26	Aug26-Sep26	Sep26-Oct26	Oct26-Nov26	Nov26-Dec26	Dec26-Jan27	Jan27-Feb27	Feb27-Mar27	Mar27-Apr27	Apr27-May27
Oct26	<b>53985.00</b>	3rd wed	39.00b	25.00c	60.00c	20.00c	38.00c	19.00c	17.00c	15.00c	16.00c	16.00c	14.00c	0.00b
Nov26	<b>54004.00</b>													
Dec26	<b>54021.00</b>		Jun26	Jul26	Aug26	Sep26	Oct26	Nov26	Dec26	Jan27	Feb27	Mar27	Apr27	May27
Jan27	<b>54036.00</b>	May26	39.00b	14.00b	46.00c	66.00c	104.00c	123.00c	140.00c	155.00c	171.00c	187.00c	201.00c	201.00c
Feb27	<b>54052.00</b>		Jun26	25.00c	85.00c	105.00c	143.00c	162.00c	179.00c	194.00c	210.00c	226.00c	240.00c	240.00c
Mar27	<b>54068.00</b>			Jul26	60.00c	80.00c	118.00c	137.00c	154.00c	169.00c	185.00c	201.00c	215.00c	215.00c
Apr27	<b>54082.00</b>				Aug26	20.00c	58.00c	77.00c	94.00c	109.00c	125.00c	141.00c	155.00c	155.00c
May27	<b>54082.00</b>					Sep26	38.00c	57.00c	74.00c	89.00c	105.00c	121.00c	135.00c	135.00c
							Oct26	19.00c	36.00c	51.00c	67.00c	83.00c	97.00c	97.00c
								Nov26	17.00c	32.00c	48.00c	64.00c	78.00c	78.00c
									Dec26	15.00c	31.00c	47.00c	61.00c	61.00c
										Jan27	16.00c	32.00c	46.00c	46.00c
											Feb27	16.00c	30.00c	30.00c
												Mar27	14.00c	14.00c
													Apr27	0.00b
														May27



\*본 자료는 LME에서 공시하는 Valuation을 토대로 작성된 것으로 실제 거래 시의 스프레드와는 무관합니다.  
 \*\* Source: Reuters