

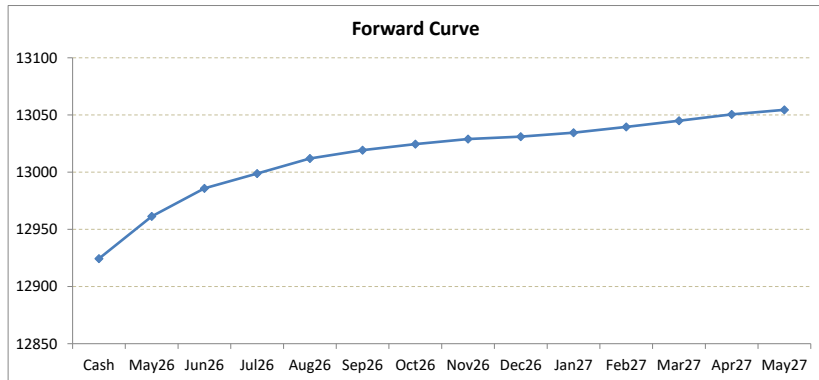
# LME Valuation - Copper

Cash - 3M: 80.11c

Date: 2026-04-29

**Cash 12924.39**  
**3M 13004.50**  
 May26 12961.37  
 Jun26 12985.88  
 Jul26 12998.79  
 Aug26 13011.98  
 Sep26 13019.25  
 Oct26 13024.50  
 Nov26 13029.00  
 Dec26 13031.00  
 Jan27 13034.50  
 Feb27 13039.50  
 Mar27 13045.00  
 Apr27 13050.50  
 May27 13054.50

	Cash-May26	Cash-Jun26	Cash-Jul26	Cash-Aug26	Cash-Sep26	Cash-Oct26	Cash-Nov26	Cash-Dec26	Cash-Jan27	Cash-Feb27	Cash-Mar27	Cash-Apr27
Cash	36.98c	61.49c	74.40c	87.59c	94.86c	100.11c	104.61c	106.61c	110.11c	115.11c	120.61c	126.11c
	May26-3M	Jun26-3M	Jul26-3M	3M-Aug26	3M-Sep26	3M-Oct26	3M-Nov26	3M-Dec26	3M-Jan27	3M-Feb27	3M-Mar27	3M-Apr27
3M	43.13c	18.62c	5.71c	7.48c	14.75c	20.00c	24.50c	26.50c	30.00c	35.00c	40.50c	46.00c
	May26-Jun26	Jun26-Jul26	Jul26-Aug26	Aug26-Sep26	Sep26-Oct26	Oct26-Nov26	Nov26-Dec26	Dec26-Jan27	Jan27-Feb27	Feb27-Mar27	Mar27-Apr27	Apr27-May27
3rd wed	24.51c	12.91c	13.19c	7.27c	5.25c	4.50c	2.00c	3.50c	5.00c	5.50c	5.50c	4.00c
	Jun26	Jul26	Aug26	Sep26	Oct26	Nov26	Dec26	Jan27	Feb27	Mar27	Apr27	May27
May26	24.51c	37.42c	50.61c	57.88c	63.13c	67.63c	69.63c	73.13c	78.13c	83.63c	89.13c	93.13c
	Jun26	12.91c	26.10c	33.37c	38.62c	43.12c	45.12c	48.62c	53.62c	59.12c	64.62c	68.62c
		Jul26	13.19c	20.46c	25.71c	30.21c	32.21c	35.71c	40.71c	46.21c	51.71c	55.71c
			Aug26	7.27c	12.52c	17.02c	19.02c	22.52c	27.52c	33.02c	38.52c	42.52c
				Sep26	5.25c	9.75c	11.75c	15.25c	20.25c	25.75c	31.25c	35.25c
					Oct26	4.50c	6.50c	10.00c	15.00c	20.50c	26.00c	30.00c
						Nov26	2.00c	5.50c	10.50c	16.00c	21.50c	25.50c
							Dec26	3.50c	8.50c	14.00c	19.50c	23.50c
								Jan27	5.00c	10.50c	16.00c	20.00c
									Feb27	5.50c	11.00c	15.00c
										Mar27	5.50c	9.50c
											Apr27	4.00c
												May27



\*본 자료는 LME에서 공시하는 Valuation을 토대로 작성된 것으로 실제 거래 시의 스프레드와는 무관합니다.  
 \*\* Source: Reuters

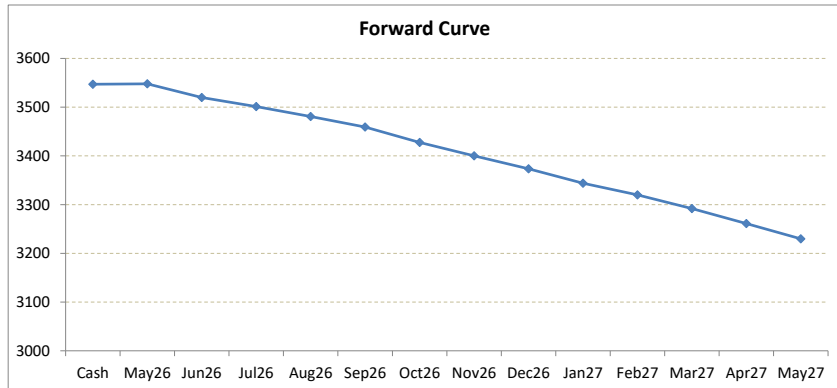
# LME Valuation - Aluminium

Cash - 3M: **58.52b**

Date: **2026-04-29**

**Cash 3547.02**  
**3M 3488.50**  
 May26 **3547.90**  
 Jun26 **3519.87**  
 Jul26 **3501.10**  
 Aug26 **3480.69**  
 Sep26 **3459.19**  
 Oct26 **3427.69**  
 Nov26 **3400.00**  
 Dec26 **3373.50**  
 Jan27 **3344.00**  
 Feb27 **3320.00**  
 Mar27 **3292.00**  
 Apr27 **3261.25**  
 May27 **3229.75**

	Cash-May26	Cash-Jun26	Cash-Jul26	Cash-Aug26	Cash-Sep26	Cash-Oct26	Cash-Nov26	Cash-Dec26	Cash-Jan27	Cash-Feb27	Cash-Mar27	Cash-Apr27
Cash	0.88c	27.15b	45.92b	66.33b	87.83b	119.33b	147.02b	173.52b	203.02b	227.02b	255.02b	285.77b
	May26-3M	Jun26-3M	Jul26-3M	3M-Aug26	3M-Sep26	3M-Oct26	3M-Nov26	3M-Dec26	3M-Jan27	3M-Feb27	3M-Mar27	3M-Apr27
3M	59.40b	31.37b	12.60b	7.81b	29.31b	60.81b	88.50b	115.00b	144.50b	168.50b	196.50b	227.25b
	May26-Jun26	Jun26-Jul26	Jul26-Aug26	Aug26-Sep26	Sep26-Oct26	Oct26-Nov26	Nov26-Dec26	Dec26-Jan27	Jan27-Feb27	Feb27-Mar27	Mar27-Apr27	Apr27-May27
3rd wed	28.03b	18.77b	20.41b	21.50b	31.50b	27.69b	26.50b	29.50b	24.00b	28.00b	30.75b	31.50b
	Jun26	Jul26	Aug26	Sep26	Oct26	Nov26	Dec26	Jan27	Feb27	Mar27	Apr27	May27
May26	28.03b	46.80b	67.21b	88.71b	120.21b	147.90b	174.40b	203.90b	227.90b	255.90b	286.65b	318.15b
	Jun26	Jul26	Aug26	Sep26	Oct26	Nov26	Dec26	Jan27	Feb27	Mar27	Apr27	May27
Jun26		18.77b	39.18b	60.68b	92.18b	119.87b	146.37b	175.87b	199.87b	227.87b	258.62b	290.12b
Jul26			20.41b	41.91b	73.41b	101.10b	127.60b	157.10b	181.10b	209.10b	239.85b	271.35b
Aug26				21.50b	53.00b	80.69b	107.19b	136.69b	160.69b	188.69b	219.44b	250.94b
Sep26					31.50b	59.19b	85.69b	115.19b	139.19b	167.19b	197.94b	229.44b
Oct26						27.69b	54.19b	83.69b	107.69b	135.69b	166.44b	197.94b
Nov26							26.50b	56.00b	80.00b	108.00b	138.75b	170.25b
Dec26								29.50b	53.50b	81.50b	112.25b	143.75b
Jan27									24.00b	52.00b	82.75b	114.25b
Feb27										28.00b	58.75b	90.25b
Mar27											30.75b	62.25b
Apr27												31.50b
May27												



\*본 자료는 LME에서 공시하는 Valuation을 토대로 작성된 것으로 실제 거래 시의 스프레드와는 무관합니다.  
 \*\* Source: Reuters

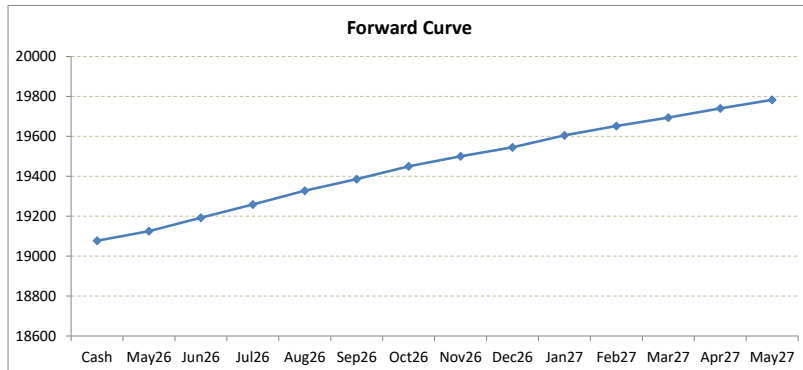
# LME Valuation - Nickel

Cash - 3M: **194.76c**

Date: **2026-04-29**

**Cash 19077.24**  
**3M 19272.00**  
 May26 **19124.99**  
 Jun26 **19192.37**  
 Jul26 **19259.02**  
 Aug26 **19328.02**  
 Sep26 **19386.00**  
 Oct26 **19450.00**  
 Nov26 **19500.00**  
 Dec26 **19545.00**  
 Jan27 **19605.00**  
 Feb27 **19652.00**  
 Mar27 **19694.00**  
 Apr27 **19740.00**  
 May27 **19783.00**

	Cash-May26	Cash-Jun26	Cash-Jul26	Cash-Aug26	Cash-Sep26	Cash-Oct26	Cash-Nov26	Cash-Dec26	Cash-Jan27	Cash-Feb27	Cash-Mar27	Cash-Apr27
Cash	47.75c	115.13c	181.78c	250.78c	308.76c	372.76c	422.76c	467.76c	527.76c	574.76c	616.76c	662.76c
	May26-3M	Jun26-3M	Jul26-3M	3M-Aug26	3M-Sep26	3M-Oct26	3M-Nov26	3M-Dec26	3M-Jan27	3M-Feb27	3M-Mar27	3M-Apr27
3M	147.01c	79.63c	12.98c	56.02c	114.00c	178.00c	228.00c	273.00c	333.00c	380.00c	422.00c	468.00c
	May26-Jun26	Jun26-Jul26	Jul26-Aug26	Aug26-Sep26	Sep26-Oct26	Oct26-Nov26	Nov26-Dec26	Dec26-Jan27	Jan27-Feb27	Feb27-Mar27	Mar27-Apr27	Apr27-May27
3rd wed	67.38c	66.65c	69.00c	57.98c	64.00c	50.00c	45.00c	60.00c	47.00c	42.00c	46.00c	43.00c
	Jun26	Jul26	Aug26	Sep26	Oct26	Nov26	Dec26	Jan27	Feb27	Mar27	Apr27	May27
May26	67.38c	134.03c	203.03c	261.01c	325.01c	375.01c	420.01c	480.01c	527.01c	569.01c	615.01c	658.01c
	Jun26	66.65c	135.65c	193.63c	257.63c	307.63c	352.63c	412.63c	459.63c	501.63c	547.63c	590.63c
		Jul26	69.00c	126.98c	190.98c	240.98c	285.98c	345.98c	392.98c	434.98c	480.98c	523.98c
			Aug26	57.98c	121.98c	171.98c	216.98c	276.98c	323.98c	365.98c	411.98c	454.98c
				Sep26	64.00c	114.00c	159.00c	219.00c	266.00c	308.00c	354.00c	397.00c
					Oct26	50.00c	95.00c	155.00c	202.00c	244.00c	290.00c	333.00c
						Nov26	45.00c	105.00c	152.00c	194.00c	240.00c	283.00c
							Dec26	60.00c	107.00c	149.00c	195.00c	238.00c
								Jan27	47.00c	89.00c	135.00c	178.00c
									Feb27	42.00c	88.00c	131.00c
										Mar27	46.00c	89.00c
											Apr27	43.00c
												May27



\*본 자료는 LME에서 공시하는 Valuation을 토대로 작성된 것으로 실제 거래 시의 스프레드와는 무관합니다.

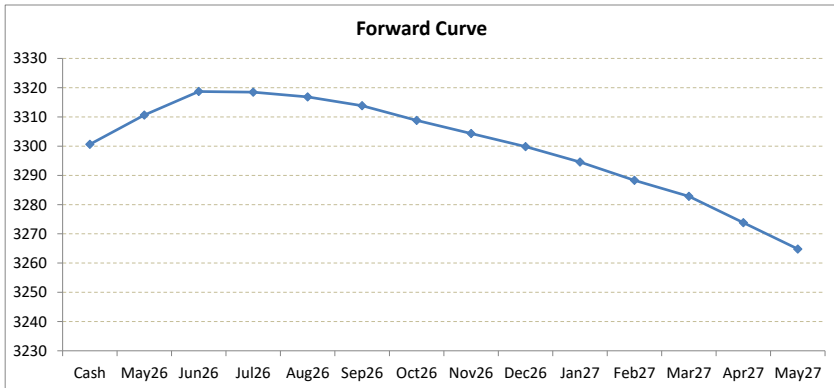
\*\* Source: Reuters

# LME Valuation - Zinc

Cash - 3M: **13.39c**

Date: **2026-04-29**

Cash	3300.61		Cash-May26	Cash-Jun26	Cash-Jul26	Cash-Aug26	Cash-Sep26	Cash-Oct26	Cash-Nov26	Cash-Dec26	Cash-Jan27	Cash-Feb27	Cash-Mar27	Cash-Apr27
<b>3M</b>	<b>3314.00</b>	Cash	10.00c	18.08c	17.85c	16.21c	13.21c	8.21c	3.71c	0.79b	6.04b	12.29b	17.79b	26.79b
May26	<b>3310.61</b>													
Jun26	<b>3318.69</b>													
Jul26	<b>3318.46</b>	3M	3.39c	4.69b	4.46b	2.82c	0.18b	5.18b	9.68b	14.18b	19.43b	25.68b	31.18b	40.18b
Aug26	<b>3316.82</b>													
Sep26	<b>3313.82</b>													
Oct26	<b>3308.82</b>	3rd wed	8.08c	0.23b	1.64b	3.00b	5.00b	4.50b	4.50b	5.25b	6.25b	5.50b	9.00b	9.00b
Nov26	<b>3304.32</b>													
Dec26	<b>3299.82</b>													
Jan27	<b>3294.57</b>	May26	8.08c	7.85c	6.21c	3.21c	1.79b	6.29b	10.79b	16.04b	22.29b	27.79b	36.79b	45.79b
Feb27	<b>3288.32</b>		Jun26	0.23b	1.87b	4.87b	9.87b	14.37b	18.87b	24.12b	30.37b	35.87b	44.87b	53.87b
Mar27	<b>3282.82</b>			Jul26	1.64b	4.64b	9.64b	14.14b	18.64b	23.89b	30.14b	35.64b	44.64b	53.64b
Apr27	<b>3273.82</b>				Aug26	3.00b	8.00b	12.50b	17.00b	22.25b	28.50b	34.00b	43.00b	52.00b
May27	<b>3264.82</b>					Sep26	5.00b	9.50b	14.00b	19.25b	25.50b	31.00b	40.00b	49.00b
							Oct26	4.50b	9.00b	14.25b	20.50b	26.00b	35.00b	44.00b
								Nov26	4.50b	9.75b	16.00b	21.50b	30.50b	39.50b
									Dec26	5.25b	11.50b	17.00b	26.00b	35.00b
										Jan27	6.25b	11.75b	20.75b	29.75b
											Feb27	5.50b	14.50b	23.50b
												Mar27	9.00b	18.00b
													Apr27	9.00b
														May27



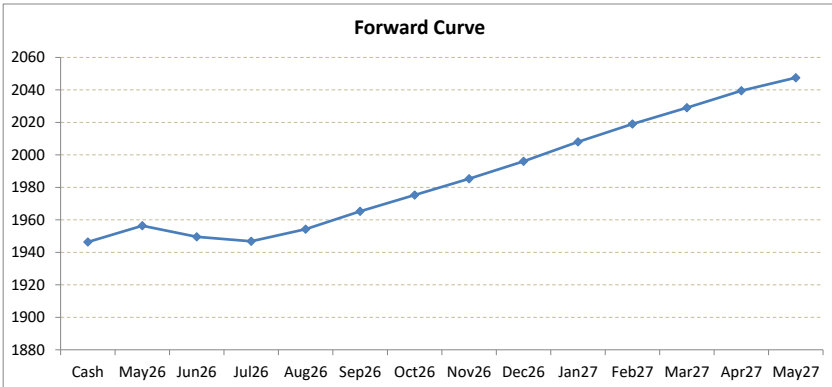
\*본 자료는 LME에서 공시하는 Valuation을 토대로 작성된 것으로 실제 거래 시의 스프레드와는 무관합니다.  
 \*\* Source: Reuters

# LME Valuation - Lead

Cash - 3M: 2.64c

Date: 2026-04-29

Cash	1946.36	Cash-May26	Cash-Jun26	Cash-Jul26	Cash-Aug26	Cash-Sep26	Cash-Oct26	Cash-Nov26	Cash-Dec26	Cash-Jan27	Cash-Feb27	Cash-Mar27	Cash-Apr27
<b>3M</b>	<b>1949.00</b>	10.00c	3.20c	0.41c	7.92c	18.92c	28.92c	38.92c	49.67c	61.67c	72.67c	82.67c	93.17c
May26	<b>1956.36</b>												
Jun26	<b>1949.56</b>	May26-3M	Jun26-3M	Jul26-3M	3M-Aug26	3M-Sep26	3M-Oct26	3M-Nov26	3M-Dec26	3M-Jan27	3M-Feb27	3M-Mar27	3M-Apr27
Jul26	<b>1946.77</b>	7.36b	0.56b	2.23c	5.28c	16.28c	26.28c	36.28c	47.03c	59.03c	70.03c	80.03c	90.53c
Aug26	<b>1954.28</b>												
Sep26	<b>1965.28</b>	May26-Jun26	Jun26-Jul26	Jul26-Aug26	Aug26-Sep26	Sep26-Oct26	Oct26-Nov26	Nov26-Dec26	Dec26-Jan27	Jan27-Feb27	Feb27-Mar27	Mar27-Apr27	Apr27-May27
Oct26	<b>1975.28</b>	6.80b	2.79b	7.51c	11.00c	10.00c	10.00c	10.75c	12.00c	11.00c	10.00c	10.50c	8.00c
Nov26	<b>1985.28</b>												
Dec26	<b>1996.03</b>	Jun26	Jul26	Aug26	Sep26	Oct26	Nov26	Dec26	Jan27	Feb27	Mar27	Apr27	May27
Jan27	<b>2008.03</b>	6.80b	9.59b	2.08b	8.92c	18.92c	28.92c	39.67c	51.67c	62.67c	72.67c	83.17c	91.17c
Feb27	<b>2019.03</b>	Jun26	2.79b	4.72c	15.72c	25.72c	35.72c	46.47c	58.47c	69.47c	79.47c	89.97c	97.97c
Mar27	<b>2029.03</b>		Jul26	7.51c	18.51c	28.51c	38.51c	49.26c	61.26c	72.26c	82.26c	92.76c	100.76c
Apr27	<b>2039.53</b>			Aug26	11.00c	21.00c	31.00c	41.75c	53.75c	64.75c	74.75c	85.25c	93.25c
May27	<b>2047.53</b>				Sep26	10.00c	20.00c	30.75c	42.75c	53.75c	63.75c	74.25c	82.25c
						Oct26	10.00c	20.75c	32.75c	43.75c	53.75c	64.25c	72.25c
							Nov26	10.75c	22.75c	33.75c	43.75c	54.25c	62.25c
								Dec26	12.00c	23.00c	33.00c	43.50c	51.50c
									Jan27	11.00c	21.00c	31.50c	39.50c
										Feb27	10.00c	20.50c	28.50c
											Mar27	10.50c	18.50c
												Apr27	8.00c
													May27



\*본 자료는 LME에서 공시하는 Valuation을 토대로 작성된 것으로 실제 거래 시의 스프레드와는 무관합니다.  
 \*\* Source: Reuters

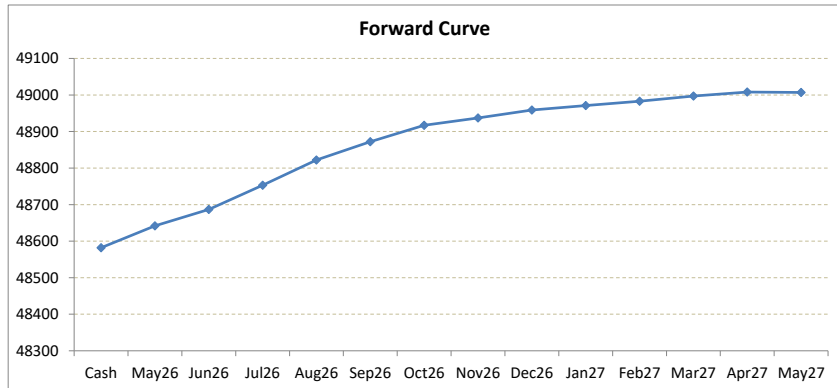
# LME Valuation - Tin

Cash - 3M: 171.00c

Date: 2026-04-29

**Cash 48582.00**  
**3M 48753.00**  
 May26 **48642.00**  
 Jun26 **48687.00**  
 Jul26 **48753.00**  
 Aug26 **48822.00**  
 Sep26 **48872.00**  
 Oct26 **48917.00**  
 Nov26 **48937.00**  
 Dec26 **48959.00**  
 Jan27 **48971.00**  
 Feb27 **48983.00**  
 Mar27 **48997.00**  
 Apr27 **49008.00**  
 May27 **49007.00**

	Cash-May26	Cash-Jun26	Cash-Jul26	Cash-Aug26	Cash-Sep26	Cash-Oct26	Cash-Nov26	Cash-Dec26	Cash-Jan27	Cash-Feb27	Cash-Mar27	Cash-Apr27
Cash	60.00c	105.00c	171.00c	240.00c	290.00c	335.00c	355.00c	377.00c	389.00c	401.00c	415.00c	426.00c
	May26-3M	Jun26-3M	Jul26-3M	3M-Aug26	3M-Sep26	3M-Oct26	3M-Nov26	3M-Dec26	3M-Jan27	3M-Feb27	3M-Mar27	3M-Apr27
3M	111.00c	66.00c	0.00b	69.00c	119.00c	164.00c	184.00c	206.00c	218.00c	230.00c	244.00c	255.00c
	May26-Jun26	Jun26-Jul26	Jul26-Aug26	Aug26-Sep26	Sep26-Oct26	Oct26-Nov26	Nov26-Dec26	Dec26-Jan27	Jan27-Feb27	Feb27-Mar27	Mar27-Apr27	Apr27-May27
3rd wed	45.00c	66.00c	69.00c	50.00c	45.00c	20.00c	22.00c	12.00c	12.00c	14.00c	11.00c	1.00b
	Jun26	Jul26	Aug26	Sep26	Oct26	Nov26	Dec26	Jan27	Feb27	Mar27	Apr27	May27
May26	45.00c	111.00c	180.00c	230.00c	275.00c	295.00c	317.00c	329.00c	341.00c	355.00c	366.00c	365.00c
	Jun26	Jul26	Aug26	Sep26	Oct26	Nov26	Dec26	Jan27	Feb27	Mar27	Apr27	May27
May26	66.00c	135.00c	185.00c	230.00c	250.00c	272.00c	284.00c	296.00c	310.00c	321.00c	320.00c	
	Jul26	Aug26	Sep26	Oct26	Nov26	Dec26	Jan27	Feb27	Mar27	Apr27	May27	
May26	69.00c	119.00c	164.00c	184.00c	206.00c	218.00c	230.00c	244.00c	255.00c	254.00c		
	Aug26	Sep26	Oct26	Nov26	Dec26	Jan27	Feb27	Mar27	Apr27	May27		
May26	50.00c	95.00c	115.00c	137.00c	149.00c	161.00c	175.00c	186.00c	185.00c			
	Sep26	Oct26	Nov26	Dec26	Jan27	Feb27	Mar27	Apr27	May27			
May26	45.00c	65.00c	87.00c	99.00c	111.00c	125.00c	136.00c	135.00c				
	Oct26	Nov26	Dec26	Jan27	Feb27	Mar27	Apr27	May27				
May26	20.00c	42.00c	54.00c	66.00c	80.00c	91.00c	90.00c					
	Nov26	Dec26	Jan27	Feb27	Mar27	Apr27	May27					
May26	22.00c	34.00c	46.00c	60.00c	71.00c	70.00c						
	Dec26	Jan27	Feb27	Mar27	Apr27	May27						
May26	12.00c	24.00c	38.00c	49.00c	48.00c							
	Jan27	Feb27	Mar27	Apr27	May27							
May26	12.00c	26.00c	37.00c	36.00c								
	Feb27	Mar27	Apr27	May27								
May26	14.00c	25.00c	24.00c									
	Mar27	Apr27	May27									
May26	11.00c	10.00c										
	Apr27	May27										
May26	1.00b											



\*본 자료는 LME에서 공시하는 Valuation을 토대로 작성된 것으로 실제 거래 시의 스프레드와는 무관합니다.  
 \*\* Source: Reuters