

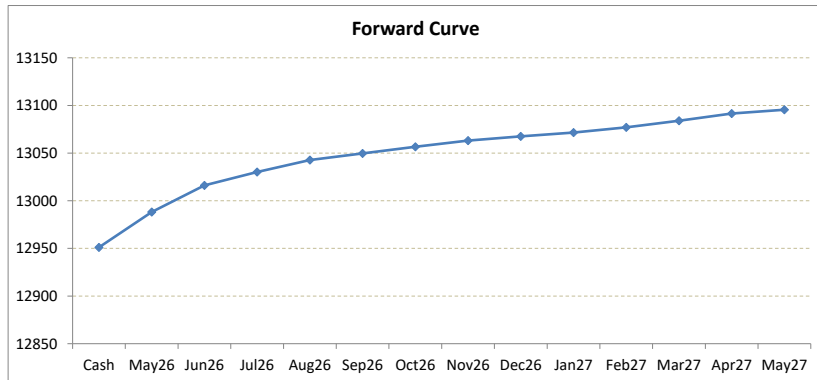
# LME Valuation - Copper

Cash - 3M: 85.38c

Date: 2026-04-28

**Cash 12951.12**  
**3M 13036.50**  
 May26 12988.17  
 Jun26 13016.07  
 Jul26 13030.12  
 Aug26 13042.67  
 Sep26 13049.67  
 Oct26 13056.67  
 Nov26 13063.17  
 Dec26 13067.50  
 Jan27 13071.50  
 Feb27 13077.00  
 Mar27 13084.00  
 Apr27 13091.50  
 May27 13095.50

	Cash-May26	Cash-Jun26	Cash-Jul26	Cash-Aug26	Cash-Sep26	Cash-Oct26	Cash-Nov26	Cash-Dec26	Cash-Jan27	Cash-Feb27	Cash-Mar27	Cash-Apr27
Cash	37.05c	64.95c	79.00c	91.55c	98.55c	105.55c	112.05c	116.38c	120.38c	125.88c	132.88c	140.38c
	May26-3M	Jun26-3M	Jul26-3M	3M-Aug26	3M-Sep26	3M-Oct26	3M-Nov26	3M-Dec26	3M-Jan27	3M-Feb27	3M-Mar27	3M-Apr27
3M	48.33c	20.43c	6.38c	6.17c	13.17c	20.17c	26.67c	31.00c	35.00c	40.50c	47.50c	55.00c
	May26-Jun26	Jun26-Jul26	Jul26-Aug26	Aug26-Sep26	Sep26-Oct26	Oct26-Nov26	Nov26-Dec26	Dec26-Jan27	Jan27-Feb27	Feb27-Mar27	Mar27-Apr27	Apr27-May27
3rd wed	27.90c	14.05c	12.55c	7.00c	7.00c	6.50c	4.33c	4.00c	5.50c	7.00c	7.50c	4.00c
	Jun26	Jul26	Aug26	Sep26	Oct26	Nov26	Dec26	Jan27	Feb27	Mar27	Apr27	May27
May26	27.90c	41.95c	54.50c	61.50c	68.50c	75.00c	79.33c	83.33c	88.83c	95.83c	103.33c	107.33c
	Jun26	Jul26	Aug26	Sep26	Oct26	Nov26	Dec26	Jan27	Feb27	Mar27	Apr27	May27
		14.05c	26.60c	33.60c	40.60c	47.10c	51.43c	55.43c	60.93c	67.93c	75.43c	79.43c
		Jul26	Aug26	Sep26	Oct26	Nov26	Dec26	Jan27	Feb27	Mar27	Apr27	May27
			12.55c	19.55c	26.55c	33.05c	37.38c	41.38c	46.88c	53.88c	61.38c	65.38c
			Aug26	Sep26	Oct26	Nov26	Dec26	Jan27	Feb27	Mar27	Apr27	May27
				7.00c	14.00c	20.50c	24.83c	28.83c	34.33c	41.33c	48.83c	52.83c
				Sep26	Oct26	Nov26	Dec26	Jan27	Feb27	Mar27	Apr27	May27
					7.00c	13.50c	17.83c	21.83c	27.33c	34.33c	41.83c	45.83c
					Oct26	Nov26	Dec26	Jan27	Feb27	Mar27	Apr27	May27
						6.50c	10.83c	14.83c	20.33c	27.33c	34.83c	38.83c
						Nov26	Dec26	Jan27	Feb27	Mar27	Apr27	May27
							4.33c	8.33c	13.83c	20.83c	28.33c	32.33c
							Dec26	Jan27	Feb27	Mar27	Apr27	May27
								4.00c	9.50c	16.50c	24.00c	28.00c
								Jan27	Feb27	Mar27	Apr27	May27
									5.50c	12.50c	20.00c	24.00c
									Feb27	Mar27	Apr27	May27
										7.00c	14.50c	18.50c
										Mar27	Apr27	May27
											7.50c	11.50c
											Apr27	May27
												4.00c



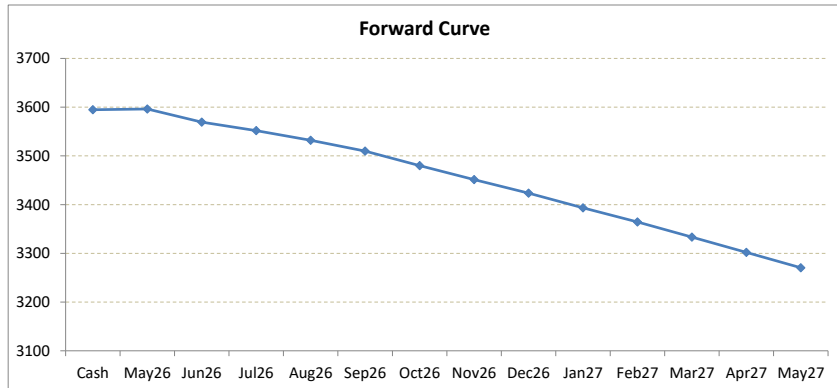
\*본 자료는 LME에서 공시하는 Valuation을 토대로 작성된 것으로 실제 거래 시의 스프레드와는 무관합니다.  
 \*\* Source: Reuters

# LME Valuation - Aluminium

Cash - 3M: **56.26b**

Date: **2026-04-28**

Cash	3594.76	Cash-May26	Cash-Jun26	Cash-Jul26	Cash-Aug26	Cash-Sep26	Cash-Oct26	Cash-Nov26	Cash-Dec26	Cash-Jan27	Cash-Feb27	Cash-Mar27	Cash-Apr27
<b>3M</b>	<b>3538.50</b>	1.49c	25.38b	42.98b	62.83b	84.83b	114.83b	143.33b	171.33b	201.33b	230.33b	261.33b	292.83b
May26	3596.25												
Jun26	3569.38	May26-3M	Jun26-3M	Jul26-3M	3M-Aug26	3M-Sep26	3M-Oct26	3M-Nov26	3M-Dec26	3M-Jan27	3M-Feb27	3M-Mar27	3M-Apr27
Jul26	3551.78	57.75b	30.88b	13.28b	6.57b	28.57b	58.57b	87.07b	115.07b	145.07b	174.07b	205.07b	236.57b
Aug26	3531.93												
Sep26	3509.93	May26-Jun26	Jun26-Jul26	Jul26-Aug26	Aug26-Sep26	Sep26-Oct26	Oct26-Nov26	Nov26-Dec26	Dec26-Jan27	Jan27-Feb27	Feb27-Mar27	Mar27-Apr27	Apr27-May27
Oct26	3479.93	26.87b	17.60b	19.85b	22.00b	30.00b	28.50b	28.00b	30.00b	29.00b	31.00b	31.50b	31.50b
Nov26	3451.43												
Dec26	3423.43	Jun26	Jul26	Aug26	Sep26	Oct26	Nov26	Dec26	Jan27	Feb27	Mar27	Apr27	May27
Jan27	3393.43	26.87b	44.47b	64.32b	86.32b	116.32b	144.82b	172.82b	202.82b	231.82b	262.82b	294.32b	325.82b
Feb27	3364.43	Jun26	17.60b	37.45b	59.45b	89.45b	117.95b	145.95b	175.95b	204.95b	235.95b	267.45b	298.95b
Mar27	3333.43	Jul26	19.85b	41.85b	71.85b	100.35b	128.35b	158.35b	187.35b	218.35b	249.85b	281.35b	
Apr27	3301.93	Aug26	22.00b	52.00b	80.50b	108.50b	138.50b	167.50b	198.50b	230.00b	261.50b		
May27	3270.43	Sep26	30.00b	58.50b	86.50b	116.50b	145.50b	176.50b	208.00b	239.50b			
		Oct26	28.50b	56.50b	86.50b	115.50b	146.50b	178.00b	209.50b				
		Nov26	28.00b	58.00b	87.00b	118.00b	149.50b	181.00b					
		Dec26	30.00b	59.00b	90.00b	121.50b	153.00b						
		Jan27	29.00b	60.00b	91.50b	123.00b							
		Feb27	31.00b	62.50b	94.00b								
		Mar27	31.50b	63.00b									
		Apr27		31.50b									
		May27											



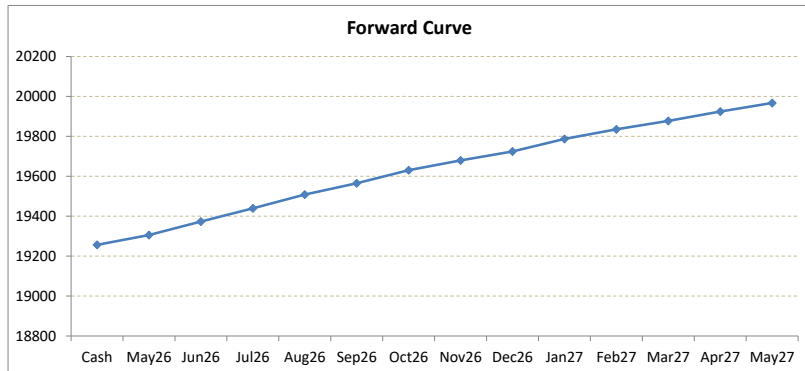
\*본 자료는 LME에서 공시하는 Valuation을 토대로 작성된 것으로 실제 거래 시의 스프레드와는 무관합니다.  
 \*\* Source: Reuters

# LME Valuation - Nickel

Cash - 3M: **193.44c**

Date: **2026-04-28**

Cash	19256.56	Cash-May26	Cash-Jun26	Cash-Jul26	Cash-Aug26	Cash-Sep26	Cash-Oct26	Cash-Nov26	Cash-Dec26	Cash-Jan27	Cash-Feb27	Cash-Mar27	Cash-Apr27
<b>3M</b>	<b>19450.00</b>	49.46c	117.04c	182.80c	251.85c	308.85c	373.85c	422.80c	467.80c	530.80c	578.80c	620.80c	667.80c
May26	<b>19306.02</b>												
Jun26	<b>19373.60</b>	May26-3M	Jun26-3M	Jul26-3M	3M-Aug26	3M-Sep26	3M-Oct26	3M-Nov26	3M-Dec26	3M-Jan27	3M-Feb27	3M-Mar27	3M-Apr27
Jul26	<b>19439.36</b>	143.98c	76.40c	10.64c	58.41c	115.41c	180.41c	229.36c	274.36c	337.36c	385.36c	427.36c	474.36c
Aug26	<b>19508.41</b>												
Sep26	<b>19565.41</b>	May26-Jun26	Jun26-Jul26	Jul26-Aug26	Aug26-Sep26	Sep26-Oct26	Oct26-Nov26	Nov26-Dec26	Dec26-Jan27	Jan27-Feb27	Feb27-Mar27	Mar27-Apr27	Apr27-May27
Oct26	<b>19630.41</b>	67.58c	65.76c	69.05c	57.00c	65.00c	48.95c	45.00c	63.00c	48.00c	42.00c	47.00c	43.00c
Nov26	<b>19679.36</b>												
Dec26	<b>19724.36</b>	Jun26	Jul26	Aug26	Sep26	Oct26	Nov26	Dec26	Jan27	Feb27	Mar27	Apr27	May27
Jan27	<b>19787.36</b>	67.58c	133.34c	202.39c	259.39c	324.39c	373.34c	418.34c	481.34c	529.34c	571.34c	618.34c	661.34c
Feb27	<b>19835.36</b>	Jun26	65.76c	134.81c	191.81c	256.81c	305.76c	350.76c	413.76c	461.76c	503.76c	550.76c	593.76c
Mar27	<b>19877.36</b>	Jul26	69.05c	126.05c	191.05c	240.00c	285.00c	348.00c	396.00c	438.00c	485.00c	528.00c	
Apr27	<b>19924.36</b>	Aug26	57.00c	122.00c	170.95c	215.95c	278.95c	326.95c	368.95c	415.95c	458.95c		
May27	<b>19967.36</b>	Sep26	65.00c	113.95c	158.95c	221.95c	269.95c	311.95c	358.95c	401.95c			
		Oct26	48.95c	93.95c	156.95c	204.95c	246.95c	293.95c	336.95c				
		Nov26	45.00c	108.00c	156.00c	198.00c	245.00c	288.00c					
		Dec26	63.00c	111.00c	153.00c	200.00c	243.00c						
		Jan27	48.00c	90.00c	137.00c	180.00c							
		Feb27	42.00c	89.00c	132.00c								
		Mar27	47.00c	90.00c									
		Apr27	43.00c										
		May27											



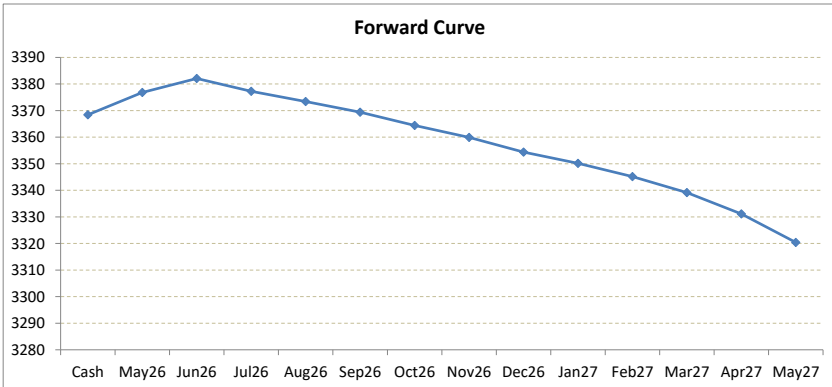
\*본 자료는 LME에서 공시하는 Valuation을 토대로 작성된 것으로 실제 거래 시의 스프레드와는 무관합니다.  
 \*\* Source: Reuters

# LME Valuation - Zinc

Cash - 3M: 2.08c

Date: 2026-04-28

Cash	3368.42		Cash-May26	Cash-Jun26	Cash-Jul26	Cash-Aug26	Cash-Sep26	Cash-Oct26	Cash-Nov26	Cash-Dec26	Cash-Jan27	Cash-Feb27	Cash-Mar27	Cash-Apr27
3M	3370.50	Cash	8.39c	13.66c	8.83c	4.98c	0.98c	4.02b	8.52b	14.02b	18.27b	23.27b	29.27b	37.27b
May26	3376.81													
Jun26	3382.08													
Jul26	3377.25	3M	6.31b	11.58b	6.75b	2.90c	1.10b	6.10b	10.60b	16.10b	20.35b	25.35b	31.35b	39.35b
Aug26	3373.40													
Sep26	3369.40													
Oct26	3364.40	3rd wed	5.27c	4.83b	3.85b	4.00b	5.00b	4.50b	5.50b	4.25b	5.00b	6.00b	8.00b	10.75b
Nov26	3359.90													
Dec26	3354.40													
Jan27	3350.15	May26	5.27c	0.44c	3.41b	7.41b	12.41b	16.91b	22.41b	26.66b	31.66b	37.66b	45.66b	56.41b
Feb27	3345.15		Jun26	4.83b	8.68b	12.68b	17.68b	22.18b	27.68b	31.93b	36.93b	42.93b	50.93b	61.68b
Mar27	3339.15			Jul26	3.85b	7.85b	12.85b	17.35b	22.85b	27.10b	32.10b	38.10b	46.10b	56.85b
Apr27	3331.15				Aug26	4.00b	9.00b	13.50b	19.00b	23.25b	28.25b	34.25b	42.25b	53.00b
May27	3320.40					Sep26	5.00b	9.50b	15.00b	19.25b	24.25b	30.25b	38.25b	49.00b
							Oct26	4.50b	10.00b	14.25b	19.25b	25.25b	33.25b	44.00b
								Nov26	5.50b	9.75b	14.75b	20.75b	28.75b	39.50b
									Dec26	4.25b	9.25b	15.25b	23.25b	34.00b
										Jan27	5.00b	11.00b	19.00b	29.75b
											Feb27	6.00b	14.00b	24.75b
												Mar27	8.00b	18.75b
													Apr27	10.75b
														May27



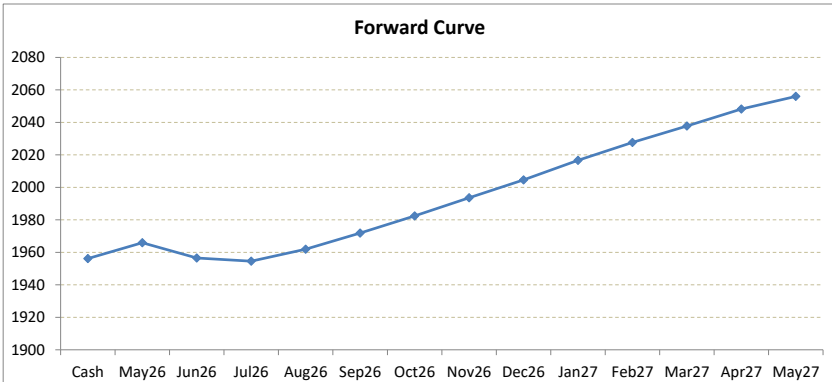
\*본 자료는 LME에서 공시하는 Valuation을 토대로 작성된 것으로 실제 거래 시의 스프레드와는 무관합니다.  
 \*\* Source: Reuters

# LME Valuation - Lead

Cash - 3M: 0.32c

Date: 2026-04-28

<b>Cash</b>	<b>1956.18</b>		Cash-May26	Cash-Jun26	Cash-Jul26	Cash-Aug26	Cash-Sep26	Cash-Oct26	Cash-Nov26	Cash-Dec26	Cash-Jan27	Cash-Feb27	Cash-Mar27	Cash-Apr27
<b>3M</b>	<b>1956.50</b>	Cash	9.75c	0.31c	1.63b	5.71c	15.71c	26.21c	37.46c	48.46c	60.46c	71.46c	81.58c	92.08c
May26	<b>1965.93</b>													
Jun26	<b>1956.49</b>		May26-3M	Jun26-3M	Jul26-3M	3M-Aug26	3M-Sep26	3M-Oct26	3M-Nov26	3M-Dec26	3M-Jan27	3M-Feb27	3M-Mar27	3M-Apr27
Jul26	<b>1954.55</b>	3M	9.43b	0.01c	1.95c	5.39c	15.39c	25.89c	37.14c	48.14c	60.14c	71.14c	81.26c	91.76c
Aug26	<b>1961.89</b>													
Sep26	<b>1971.89</b>		May26-Jun26	Jun26-Jul26	Jul26-Aug26	Aug26-Sep26	Sep26-Oct26	Oct26-Nov26	Nov26-Dec26	Dec26-Jan27	Jan27-Feb27	Feb27-Mar27	Mar27-Apr27	Apr27-May27
Oct26	<b>1982.39</b>	3rd wed	9.44b	1.94b	7.34c	10.00c	10.50c	11.25c	11.00c	12.00c	11.00c	10.12c	10.50c	7.75c
Nov26	<b>1993.64</b>													
Dec26	<b>2004.64</b>		Jun26	Jul26	Aug26	Sep26	Oct26	Nov26	Dec26	Jan27	Feb27	Mar27	Apr27	May27
Jan27	<b>2016.64</b>	May26	9.44b	11.38b	4.04b	5.96c	16.46c	27.71c	38.71c	50.71c	61.71c	71.83c	82.33c	90.08c
Feb27	<b>2027.64</b>		Jun26	1.94b	5.40c	15.40c	25.90c	37.15c	48.15c	60.15c	71.15c	81.27c	91.77c	99.52c
Mar27	<b>2037.76</b>			Jul26	7.34c	17.34c	27.84c	39.09c	50.09c	62.09c	73.09c	83.21c	93.71c	101.46c
Apr27	<b>2048.26</b>				Aug26	10.00c	20.50c	31.75c	42.75c	54.75c	65.75c	75.87c	86.37c	94.12c
May27	<b>2056.01</b>					Sep26	10.50c	21.75c	32.75c	44.75c	55.75c	65.87c	76.37c	84.12c
							Oct26	11.25c	22.25c	34.25c	45.25c	55.37c	65.87c	73.62c
								Nov26	11.00c	23.00c	34.00c	44.12c	54.62c	62.37c
									Dec26	12.00c	23.00c	33.12c	43.62c	51.37c
										Jan27	11.00c	21.12c	31.62c	39.37c
											Feb27	10.12c	20.62c	28.37c
												Mar27	10.50c	18.25c
													Apr27	7.75c
														May27



\*본 자료는 LME에서 공시하는 Valuation을 토대로 작성된 것으로 실제 거래 시의 스프레드와는 무관합니다.  
 \*\* Source: Reuters



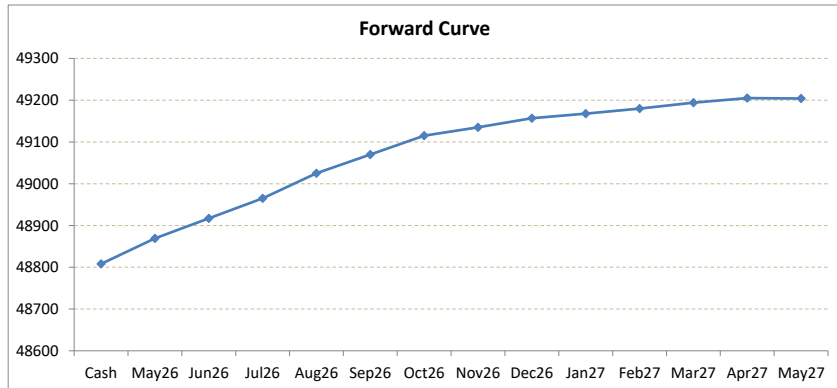
# LME Valuation - Tin

Cash - 3M: 146.00c

Date: 2026-04-28

**Cash 48808.00**  
**3M 48954.00**  
 May26 **48869.00**  
 Jun26 **48917.00**  
 Jul26 **48965.00**  
 Aug26 **49025.00**  
 Sep26 **49070.00**  
 Oct26 **49115.00**  
 Nov26 **49135.00**  
 Dec26 **49157.00**  
 Jan27 **49168.00**  
 Feb27 **49180.00**  
 Mar27 **49194.00**  
 Apr27 **49205.00**  
 May27 **49204.00**

	Cash-May26	Cash-Jun26	Cash-Jul26	Cash-Aug26	Cash-Sep26	Cash-Oct26	Cash-Nov26	Cash-Dec26	Cash-Jan27	Cash-Feb27	Cash-Mar27	Cash-Apr27
Cash	61.00c	109.00c	157.00c	217.00c	262.00c	307.00c	327.00c	349.00c	360.00c	372.00c	386.00c	397.00c
	May26-3M	Jun26-3M	Jul26-3M	3M-Aug26	3M-Sep26	3M-Oct26	3M-Nov26	3M-Dec26	3M-Jan27	3M-Feb27	3M-Mar27	3M-Apr27
3M	85.00c	37.00c	11.00b	71.00c	116.00c	161.00c	181.00c	203.00c	214.00c	226.00c	240.00c	251.00c
	May26-Jun26	Jun26-Jul26	Jul26-Aug26	Aug26-Sep26	Sep26-Oct26	Oct26-Nov26	Nov26-Dec26	Dec26-Jan27	Jan27-Feb27	Feb27-Mar27	Mar27-Apr27	Apr27-May27
3rd wed	48.00c	48.00c	60.00c	45.00c	45.00c	20.00c	22.00c	11.00c	12.00c	14.00c	11.00c	1.00b
	Jun26	Jul26	Aug26	Sep26	Oct26	Nov26	Dec26	Jan27	Feb27	Mar27	Apr27	May27
May26	48.00c	96.00c	156.00c	201.00c	246.00c	266.00c	288.00c	299.00c	311.00c	325.00c	336.00c	335.00c
	Jun26	Jul26	Aug26	Sep26	Oct26	Nov26	Dec26	Jan27	Feb27	Mar27	Apr27	May27
May26	48.00c	108.00c	153.00c	198.00c	218.00c	240.00c	251.00c	263.00c	277.00c	288.00c	287.00c	
	Jul26	Aug26	Sep26	Oct26	Nov26	Dec26	Jan27	Feb27	Mar27	Apr27	May27	
May26	60.00c	105.00c	150.00c	170.00c	192.00c	203.00c	215.00c	229.00c	240.00c	239.00c		
	Aug26	Sep26	Oct26	Nov26	Dec26	Jan27	Feb27	Mar27	Apr27	May27 <td></td> <td></td>		
May26	45.00c	90.00c	110.00c	132.00c	143.00c	155.00c	169.00c	180.00c	179.00c			
	Sep26	Oct26	Nov26	Dec26	Jan27	Feb27	Mar27	Apr27	May27 <td></td> <td></td> <td></td>			
May26	45.00c	65.00c	87.00c	98.00c	110.00c	124.00c	135.00c	134.00c				
	Oct26	Nov26	Dec26	Jan27	Feb27	Mar27	Apr27	May27 <td></td> <td></td> <td></td> <td></td>				
May26	20.00c	42.00c	53.00c	65.00c	79.00c	90.00c	89.00c					
	Nov26	Dec26	Jan27	Feb27	Mar27	Apr27	May27 <td></td> <td></td> <td></td> <td></td> <td></td>					
May26	22.00c	33.00c	45.00c	59.00c	70.00c	69.00c						
	Dec26	Jan27	Feb27	Mar27	Apr27	May27 <td></td> <td></td> <td></td> <td></td> <td></td> <td></td>						
May26	11.00c	23.00c	37.00c	48.00c	47.00c							
	Jan27	Feb27	Mar27	Apr27	May27 <td></td> <td></td> <td></td> <td></td> <td></td> <td></td> <td></td>							
May26	12.00c	26.00c	37.00c	36.00c								
	Feb27	Mar27	Apr27	May27 <td></td> <td></td> <td></td> <td></td> <td></td> <td></td> <td></td> <td></td>								
May26	14.00c	25.00c	24.00c									
	Mar27	Apr27	May27 <td></td> <td></td> <td></td> <td></td> <td></td> <td></td> <td></td> <td></td> <td></td>									
May26	11.00c	10.00c										
	Apr27	May27 <td></td> <td></td> <td></td> <td></td> <td></td> <td></td> <td></td> <td></td> <td></td> <td></td>										
May26	1.00b											



\*본 자료는 LME에서 공시하는 Valuation을 토대로 작성된 것으로 실제 거래 시의 스프레드와는 무관합니다.  
 \*\* Source: Reuters