

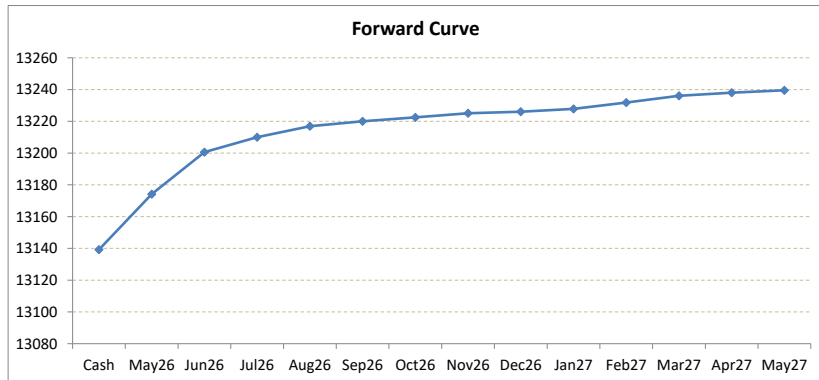
LME Valuation - Copper

Cash - 3M: 73.75c

Date: 2026-04-27

Cash 13139.25
3M 13213.00
 May26 13174.15
 Jun26 13200.61
 Jul26 13210.04
 Aug26 13216.91
 Sep26 13220.04
 Oct26 13222.54
 Nov26 13225.04
 Dec26 13226.04
 Jan27 13227.79
 Feb27 13231.79
 Mar27 13236.04
 Apr27 13238.04
 May27 13239.54

	Cash-May26	Cash-Jun26	Cash-Jul26	Cash-Aug26	Cash-Sep26	Cash-Oct26	Cash-Nov26	Cash-Dec26	Cash-Jan27	Cash-Feb27	Cash-Mar27	Cash-Apr27
Cash	34.90c	61.36c	70.79c	77.66c	80.79c	83.29c	85.79c	86.79c	88.54c	92.54c	96.79c	98.79c
	May26-3M	Jun26-3M	Jul26-3M	3M-Aug26	3M-Sep26	3M-Oct26	3M-Nov26	3M-Dec26	3M-Jan27	3M-Feb27	3M-Mar27	3M-Apr27
3M	38.85c	12.39c	2.96c	3.91c	7.04c	9.54c	12.04c	13.04c	14.79c	18.79c	23.04c	25.04c
	May26-Jun26	Jun26-Jul26	Jul26-Aug26	Aug26-Sep26	Sep26-Oct26	Oct26-Nov26	Nov26-Dec26	Dec26-Jan27	Jan27-Feb27	Feb27-Mar27	Mar27-Apr27	Apr27-May27
3rd wed	26.46c	9.43c	6.87c	3.13c	2.50c	2.50c	1.00c	1.75c	4.00c	4.25c	2.00c	1.50c
	Jun26	Jul26	Aug26	Sep26	Oct26	Nov26	Dec26	Jan27	Feb27	Mar27	Apr27	May27
May26	26.46c	35.89c	42.76c	45.89c	48.39c	50.89c	51.89c	53.64c	57.64c	61.89c	63.89c	65.39c
	Jun26	Jul26	Aug26	Sep26	Oct26	Nov26	Dec26	Jan27	Feb27	Mar27	Apr27	May27
		9.43c	16.30c	19.43c	21.93c	24.43c	25.43c	27.18c	31.18c	35.43c	37.43c	38.93c
		Jul26	Aug26	Sep26	Oct26	Nov26	Dec26	Jan27	Feb27	Mar27	Apr27	May27
			6.87c	10.00c	12.50c	15.00c	16.00c	17.75c	21.75c	26.00c	28.00c	29.50c
			Aug26	Sep26	Oct26	Nov26	Dec26	Jan27	Feb27	Mar27	Apr27	May27
				3.13c	5.63c	8.13c	9.13c	10.88c	14.88c	19.13c	21.13c	22.63c
				Sep26	Oct26	Nov26	Dec26	Jan27	Feb27	Mar27	Apr27	May27
					2.50c	5.00c	6.00c	7.75c	11.75c	16.00c	18.00c	19.50c
					Oct26	Nov26	Dec26	Jan27	Feb27	Mar27	Apr27	May27
						2.50c	3.50c	5.25c	9.25c	13.50c	15.50c	17.00c
						Nov26	Dec26	Jan27	Feb27	Mar27	Apr27	May27
							1.00c	2.75c	6.75c	11.00c	13.00c	14.50c
							Dec26	Jan27	Feb27	Mar27	Apr27	May27
								1.75c	5.75c	10.00c	12.00c	13.50c
								Jan27	Feb27	Mar27	Apr27	May27
									4.00c	8.25c	10.25c	11.75c
									Feb27	Mar27	Apr27	May27
										4.25c	6.25c	7.75c
										Mar27	Apr27	May27
											2.00c	3.50c
											Apr27	May27
												1.50c



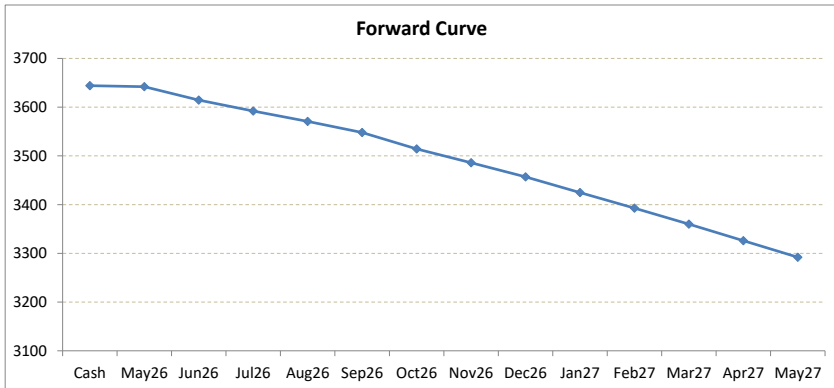
*본 자료는 LME에서 공시하는 Valuation을 토대로 작성된 것으로 실제 거래 시의 스프레드와는 무관합니다.
 ** Source: Reuters

LME Valuation - Aluminium

Cash - 3M: **66.10b**

Date: **2026-04-27**

Cash	3644.10	Cash-May26	Cash-Jun26	Cash-Jul26	Cash-Aug26	Cash-Sep26	Cash-Oct26	Cash-Nov26	Cash-Dec26	Cash-Jan27	Cash-Feb27	Cash-Mar27	Cash-Apr27
3M	3578.00	2.00b	29.63b	52.01b	73.17b	96.17b	129.67b	158.17b	187.10b	219.35b	251.35b	284.10b	318.10b
May26	3642.10												
Jun26	3614.47	May26-3M	Jun26-3M	Jul26-3M	3M-Aug26	3M-Sep26	3M-Oct26	3M-Nov26	3M-Dec26	3M-Jan27	3M-Feb27	3M-Mar27	3M-Apr27
Jul26	3592.09	64.10b	36.47b	14.09b	7.07b	30.07b	63.57b	92.07b	121.00b	153.25b	185.25b	218.00b	252.00b
Aug26	3570.93												
Sep26	3547.93	May26-Jun26	Jun26-Jul26	Jul26-Aug26	Aug26-Sep26	Sep26-Oct26	Oct26-Nov26	Nov26-Dec26	Dec26-Jan27	Jan27-Feb27	Feb27-Mar27	Mar27-Apr27	Apr27-May27
Oct26	3514.43	27.63b	22.38b	21.16b	23.00b	33.50b	28.50b	28.93b	32.25b	32.00b	32.75b	34.00b	34.00b
Nov26	3485.93												
Dec26	3457.00	Jun26	Jul26	Aug26	Sep26	Oct26	Nov26	Dec26	Jan27	Feb27	Mar27	Apr27	May27
Jan27	3424.75	27.63b	50.01b	71.17b	94.17b	127.67b	156.17b	185.10b	217.35b	249.35b	282.10b	316.10b	350.10b
Feb27	3392.75	Jun26	22.38b	43.54b	66.54b	100.04b	128.54b	157.47b	189.72b	221.72b	254.47b	288.47b	322.47b
Mar27	3360.00	Jul26	21.16b	44.16b	77.66b	106.16b	135.09b	167.34b	199.34b	232.09b	266.09b	300.09b	
Apr27	3326.00	Aug26	23.00b	56.50b	85.00b	113.93b	146.18b	178.18b	210.93b	244.93b	278.93b		
May27	3292.00	Sep26	33.50b	62.00b	90.93b	123.18b	155.18b	187.93b	221.93b	255.93b			
		Oct26	28.50b	57.43b	89.68b	121.68b	154.43b	188.43b	222.43b				
		Nov26	28.93b	61.18b	93.18b	125.93b	159.93b	193.93b					
		Dec26	32.25b	64.25b	97.00b	131.00b	165.00b						
		Jan27	32.00b	64.75b	98.75b	132.75b							
		Feb27	32.75b	66.75b	100.75b								
		Mar27	34.00b	68.00b									
		Apr27	34.00b										
		May27											



*본 자료는 LME에서 공시하는 Valuation을 토대로 작성된 것으로 실제 거래 시의 스프레드와는 무관합니다.
 ** Source: Reuters

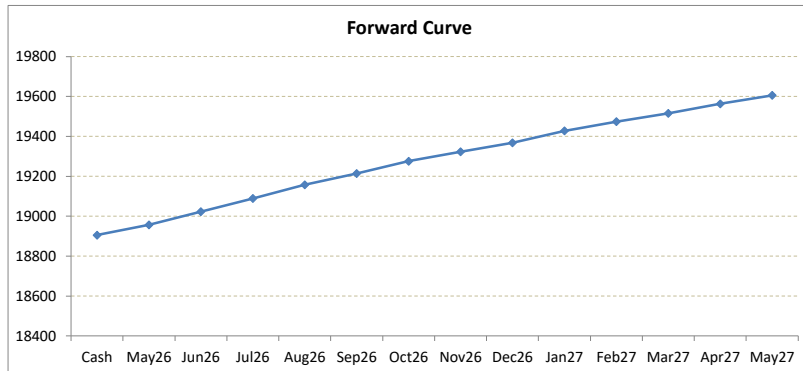
LME Valuation - Nickel

Cash - 3M: **191.64c**

Date: **2026-04-27**

Cash 18905.36
3M 19097.00
 May26 **18956.98**
 Jun26 **19023.04**
 Jul26 **19088.96**
 Aug26 **19157.77**
 Sep26 **19213.77**
 Oct26 **19275.77**
 Nov26 **19322.77**
 Dec26 **19367.77**
 Jan27 **19427.77**
 Feb27 **19473.77**
 Mar27 **19515.77**
 Apr27 **19562.77**
 May27 **19605.77**

	Cash-May26	Cash-Jun26	Cash-Jul26	Cash-Aug26	Cash-Sep26	Cash-Oct26	Cash-Nov26	Cash-Dec26	Cash-Jan27	Cash-Feb27	Cash-Mar27	Cash-Apr27
Cash	51.62c	117.68c	183.60c	252.41c	308.41c	370.41c	417.41c	462.41c	522.41c	568.41c	610.41c	657.41c
3M	May26-3M	Jun26-3M	Jul26-3M	3M-Aug26	3M-Sep26	3M-Oct26	3M-Nov26	3M-Dec26	3M-Jan27	3M-Feb27	3M-Mar27	3M-Apr27
3M	140.02c	73.96c	8.04c	60.77c	116.77c	178.77c	225.77c	270.77c	330.77c	376.77c	418.77c	465.77c
3rd wed	May26-Jun26	Jun26-Jul26	Jul26-Aug26	Aug26-Sep26	Sep26-Oct26	Oct26-Nov26	Nov26-Dec26	Dec26-Jan27	Jan27-Feb27	Feb27-Mar27	Mar27-Apr27	Apr27-May27
3rd wed	66.06c	65.92c	68.81c	56.00c	62.00c	47.00c	45.00c	60.00c	46.00c	42.00c	47.00c	43.00c
May26	Jun26	Jul26	Aug26	Sep26	Oct26	Nov26	Dec26	Jan27	Feb27	Mar27	Apr27	May27
May26	66.06c	131.98c	200.79c	256.79c	318.79c	365.79c	410.79c	470.79c	516.79c	558.79c	605.79c	648.79c
May26	Jun26	Jul26	Aug26	Sep26	Oct26	Nov26	Dec26	Jan27	Feb27	Mar27	Apr27	May27
May26		65.92c	134.73c	190.73c	252.73c	299.73c	344.73c	404.73c	450.73c	492.73c	539.73c	582.73c
May26		Jul26	Aug26	Sep26	Oct26	Nov26	Dec26	Jan27	Feb27	Mar27	Apr27	May27
May26			68.81c	124.81c	186.81c	233.81c	278.81c	338.81c	384.81c	426.81c	473.81c	516.81c
May26			Aug26	Sep26	Oct26	Nov26	Dec26	Jan27	Feb27	Mar27	Apr27	May27
May26				56.00c	118.00c	165.00c	210.00c	270.00c	316.00c	358.00c	405.00c	448.00c
May26				Sep26	Oct26	Nov26	Dec26	Jan27	Feb27	Mar27	Apr27	May27
May26					62.00c	109.00c	154.00c	214.00c	260.00c	302.00c	349.00c	392.00c
May26					Oct26	Nov26	Dec26	Jan27	Feb27	Mar27	Apr27	May27
May26						47.00c	92.00c	152.00c	198.00c	240.00c	287.00c	330.00c
May26						Nov26	Dec26	Jan27	Feb27	Mar27	Apr27	May27
May26							45.00c	105.00c	151.00c	193.00c	240.00c	283.00c
May26							Dec26	Jan27	Feb27	Mar27	Apr27	May27
May26								60.00c	106.00c	148.00c	195.00c	238.00c
May26								Jan27	Feb27	Mar27	Apr27	May27
May26									46.00c	88.00c	135.00c	178.00c
May26									Feb27	Mar27	Apr27	May27
May26										42.00c	89.00c	132.00c
May26										Mar27	Apr27	May27
May26											47.00c	90.00c
May26											Apr27	May27
May26												43.00c
May26												May27



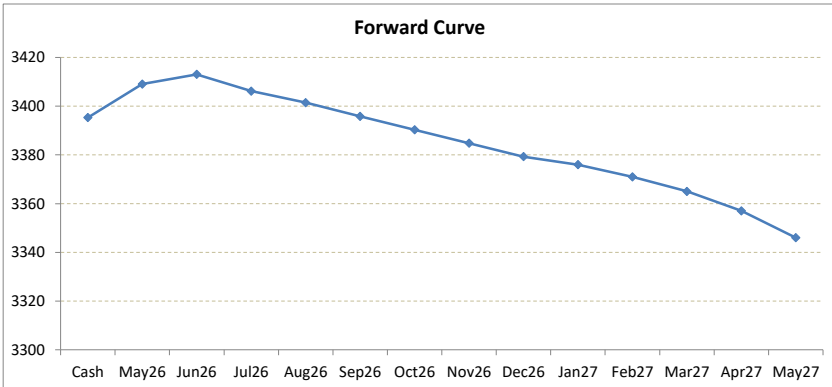
*본 자료는 LME에서 공시하는 Valuation을 토대로 작성된 것으로 실제 거래 시의 스프레드와는 무관합니다.
 ** Source: Reuters

LME Valuation - Zinc

Cash - 3M: 2.65c

Date: 2026-04-27

Cash	3395.35		Cash-May26	Cash-Jun26	Cash-Jul26	Cash-Aug26	Cash-Sep26	Cash-Oct26	Cash-Nov26	Cash-Dec26	Cash-Jan27	Cash-Feb27	Cash-Mar27	Cash-Apr27
3M	3398.00	Cash	13.71c	17.72c	10.83c	6.09c	0.46c	5.04b	10.54b	16.04b	19.35b	24.35b	30.35b	38.35b
May26	3409.06													
Jun26	3413.07		May26-3M	Jun26-3M	Jul26-3M	3M-Aug26	3M-Sep26	3M-Oct26	3M-Nov26	3M-Dec26	3M-Jan27	3M-Feb27	3M-Mar27	3M-Apr27
Jul26	3406.18	3M	11.06b	15.07b	8.18b	3.44c	2.19b	7.69b	13.19b	18.69b	22.00b	27.00b	33.00b	41.00b
Aug26	3401.44													
Sep26	3395.81		May26-Jun26	Jun26-Jul26	Jul26-Aug26	Aug26-Sep26	Sep26-Oct26	Oct26-Nov26	Nov26-Dec26	Dec26-Jan27	Jan27-Feb27	Feb27-Mar27	Mar27-Apr27	Apr27-May27
Oct26	3390.31	3rd wed	4.01c	6.89b	4.74b	5.63b	5.50b	5.50b	5.50b	3.31b	5.00b	6.00b	8.00b	11.00b
Nov26	3384.81													
Dec26	3379.31		Jun26	Jul26	Aug26	Sep26	Oct26	Nov26	Dec26	Jan27	Feb27	Mar27	Apr27	May27
Jan27	3376.00	May26	4.01c	2.88b	7.62b	13.25b	18.75b	24.25b	29.75b	33.06b	38.06b	44.06b	52.06b	63.06b
Feb27	3371.00		Jun26		6.89b	11.63b	17.26b	22.76b	28.26b	33.76b	37.07b	42.07b	48.07b	56.07b
Mar27	3365.00			Jul26		4.74b	10.37b	15.87b	21.37b	26.87b	30.18b	35.18b	41.18b	49.18b
Apr27	3357.00				Aug26		5.63b	11.13b	16.63b	22.13b	25.44b	30.44b	36.44b	44.44b
May27	3346.00					Sep26		5.50b	11.00b	16.50b	19.81b	24.81b	30.81b	38.81b
							Oct26		5.50b	11.00b	14.31b	19.31b	25.31b	33.31b
								Nov26		5.50b	8.81b	13.81b	19.81b	27.81b
									Dec26		3.31b	8.31b	14.31b	22.31b
										Jan27		5.00b	11.00b	19.00b
											Feb27		6.00b	14.00b
												Mar27		8.00b
													Apr27	
														11.00b



*본 자료는 LME에서 공시하는 Valuation을 토대로 작성된 것으로 실제 거래 시의 스프레드와는 무관합니다.
 ** Source: Reuters

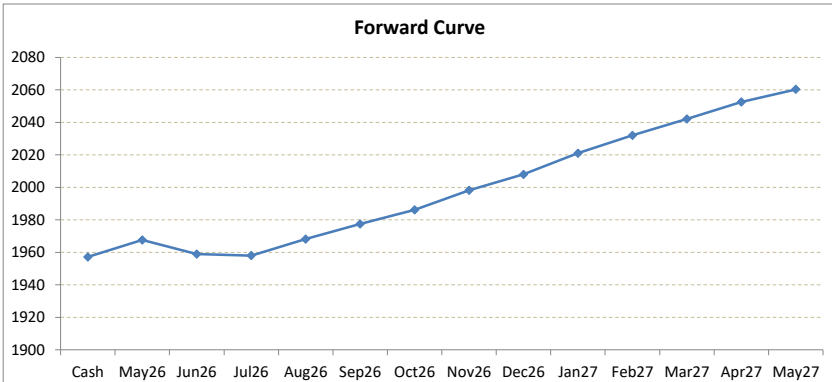


LME Valuation - Lead

Cash - 3M: 2.89c

Date: 2026-04-27

Cash	1957.11		Cash-May26	Cash-Jun26	Cash-Jul26	Cash-Aug26	Cash-Sep26	Cash-Oct26	Cash-Nov26	Cash-Dec26	Cash-Jan27	Cash-Feb27	Cash-Mar27	Cash-Apr27
3M	1960.00	Cash	10.50c	1.80c	0.93c	11.07c	20.32c	29.07c	41.07c	50.89c	63.89c	74.89c	85.01c	95.51c
May26	1967.61													
Jun26	1958.91		May26-3M	Jun26-3M	Jul26-3M	3M-Aug26	3M-Sep26	3M-Oct26	3M-Nov26	3M-Dec26	3M-Jan27	3M-Feb27	3M-Mar27	3M-Apr27
Jul26	1958.04	3M	7.61b	1.09c	1.96c	8.18c	17.43c	26.18c	38.18c	48.00c	61.00c	72.00c	82.12c	92.62c
Aug26	1968.18													
Sep26	1977.43		May26-Jun26	Jun26-Jul26	Jul26-Aug26	Aug26-Sep26	Sep26-Oct26	Oct26-Nov26	Nov26-Dec26	Dec26-Jan27	Jan27-Feb27	Feb27-Mar27	Mar27-Apr27	Apr27-May27
Oct26	1986.18	3rd wed	8.70b	0.87b	10.14c	9.25c	8.75c	12.00c	9.82c	13.00c	11.00c	10.12c	10.50c	7.75c
Nov26	1998.18													
Dec26	2008.00		Jun26	Jul26	Aug26	Sep26	Oct26	Nov26	Dec26	Jan27	Feb27	Mar27	Apr27	May27
Jan27	2021.00	May26	8.70b	9.57b	0.57c	9.82c	18.57c	30.57c	40.39c	53.39c	64.39c	74.51c	85.01c	92.76c
Feb27	2032.00		Jun26	0.87b	9.27c	18.52c	27.27c	39.27c	49.09c	62.09c	73.09c	83.21c	93.71c	101.46c
Mar27	2042.12			Jul26	10.14c	19.39c	28.14c	40.14c	49.96c	62.96c	73.96c	84.08c	94.58c	102.33c
Apr27	2052.62				Aug26	9.25c	18.00c	30.00c	39.82c	52.82c	63.82c	73.94c	84.44c	92.19c
May27	2060.37					Sep26	8.75c	20.75c	30.57c	43.57c	54.57c	64.69c	75.19c	82.94c
							Oct26	12.00c	21.82c	34.82c	45.82c	55.94c	66.44c	74.19c
								Nov26	9.82c	22.82c	33.82c	43.94c	54.44c	62.19c
									Dec26	13.00c	24.00c	34.12c	44.62c	52.37c
										Jan27	11.00c	21.12c	31.62c	39.37c
											Feb27	10.12c	20.62c	28.37c
												Mar27	10.50c	18.25c
													Apr27	7.75c
														May27



*본 자료는 LME에서 공시하는 Valuation을 토대로 작성된 것으로 실제 거래 시의 스프레드와는 무관합니다.
 ** Source: Reuters



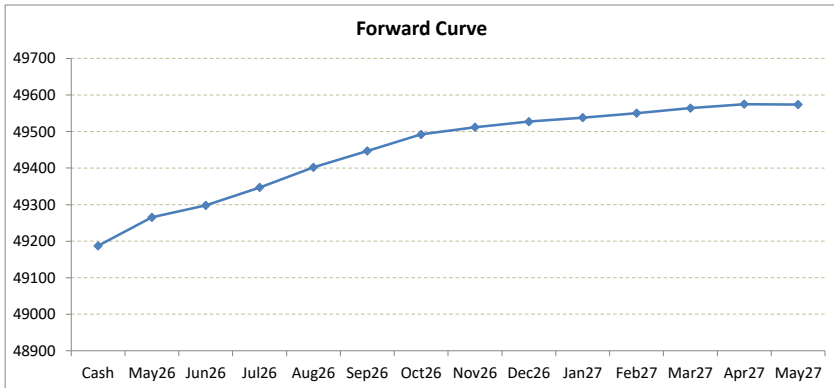
LME Valuation - Tin

Cash - 3M: 149.00c

Date: 2026-04-27

Cash 49187.00
3M 49336.00
 May26 **49265.00**
 Jun26 **49298.00**
 Jul26 **49347.00**
 Aug26 **49402.00**
 Sep26 **49447.00**
 Oct26 **49492.00**
 Nov26 **49512.00**
 Dec26 **49527.00**
 Jan27 **49538.00**
 Feb27 **49550.00**
 Mar27 **49564.00**
 Apr27 **49575.00**
 May27 **49574.00**

	Cash-May26	Cash-Jun26	Cash-Jul26	Cash-Aug26	Cash-Sep26	Cash-Oct26	Cash-Nov26	Cash-Dec26	Cash-Jan27	Cash-Feb27	Cash-Mar27	Cash-Apr27
Cash	78.00c	111.00c	160.00c	215.00c	260.00c	305.00c	325.00c	340.00c	351.00c	363.00c	377.00c	388.00c
	May26-3M	Jun26-3M	Jul26-3M	3M-Aug26	3M-Sep26	3M-Oct26	3M-Nov26	3M-Dec26	3M-Jan27	3M-Feb27	3M-Mar27	3M-Apr27
3M	71.00c	38.00c	11.00b	66.00c	111.00c	156.00c	176.00c	191.00c	202.00c	214.00c	228.00c	239.00c
	May26-Jun26	Jun26-Jul26	Jul26-Aug26	Aug26-Sep26	Sep26-Oct26	Oct26-Nov26	Nov26-Dec26	Dec26-Jan27	Jan27-Feb27	Feb27-Mar27	Mar27-Apr27	Apr27-May27
3rd wed	33.00c	49.00c	55.00c	45.00c	45.00c	20.00c	15.00c	11.00c	12.00c	14.00c	11.00c	1.00b
	Jun26	Jul26	Aug26	Sep26	Oct26	Nov26	Dec26	Jan27	Feb27	Mar27	Apr27	May27
May26	33.00c	82.00c	137.00c	182.00c	227.00c	247.00c	262.00c	273.00c	285.00c	299.00c	310.00c	309.00c
	Jun26	Jul26	Aug26	Sep26	Oct26	Nov26	Dec26	Jan27	Feb27	Mar27	Apr27	May27
May26	49.00c	104.00c	149.00c	194.00c	214.00c	229.00c	240.00c	252.00c	266.00c	277.00c	276.00c	
	Jul26	Aug26	Sep26	Oct26	Nov26	Dec26	Jan27	Feb27	Mar27	Apr27	May27	
May26	55.00c	100.00c	145.00c	165.00c	180.00c	191.00c	203.00c	217.00c	228.00c	227.00c		
	Aug26	Sep26	Oct26	Nov26	Dec26	Jan27	Feb27	Mar27	Apr27	May27		
May26	45.00c	90.00c	110.00c	125.00c	136.00c	148.00c	162.00c	173.00c	172.00c			
	Sep26	Oct26	Nov26	Dec26	Jan27	Feb27	Mar27	Apr27	May27			
May26	45.00c	65.00c	80.00c	91.00c	103.00c	117.00c	128.00c	127.00c				
	Oct26	Nov26	Dec26	Jan27	Feb27	Mar27	Apr27	May27				
May26	20.00c	35.00c	46.00c	58.00c	72.00c	83.00c	82.00c					
	Nov26	Dec26	Jan27	Feb27	Mar27	Apr27	May27					
May26	15.00c	26.00c	38.00c	52.00c	63.00c	62.00c						
	Dec26	Jan27	Feb27	Mar27	Apr27	May27						
May26	11.00c	23.00c	37.00c	48.00c	47.00c							
	Jan27	Feb27	Mar27	Apr27	May27							
May26	12.00c	26.00c	37.00c	36.00c								
	Feb27	Mar27	Apr27	May27								
May26	14.00c	25.00c	24.00c									
	Mar27	Apr27	May27									
May26	11.00c	10.00c										
	Apr27	May27										
May26		1.00b										
	May27											
May26												



*본 자료는 LME에서 공시하는 Valuation을 토대로 작성된 것으로 실제 거래 시의 스프레드와는 무관합니다.
 ** Source: Reuters