

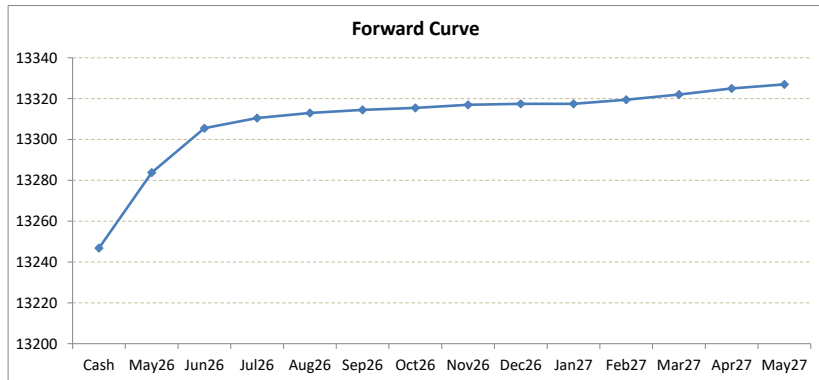
LME Valuation - Copper

Cash - 3M: 62.69c

Date: 2026-04-24

Cash 13246.81
3M 13309.50
 May26 13283.81
 Jun26 13305.52
 Jul26 13310.49
 Aug26 13312.95
 Sep26 13314.49
 Oct26 13315.49
 Nov26 13316.99
 Dec26 13317.49
 Jan27 13317.49
 Feb27 13319.49
 Mar27 13321.99
 Apr27 13324.99
 May27 13326.99

	Cash-May26	Cash-Jun26	Cash-Jul26	Cash-Aug26	Cash-Sep26	Cash-Oct26	Cash-Nov26	Cash-Dec26	Cash-Jan27	Cash-Feb27	Cash-Mar27	Cash-Apr27
Cash	37.00c	58.71c	63.68c	66.14c	67.68c	68.68c	70.18c	70.68c	70.68c	72.68c	75.18c	78.18c
	May26-3M	Jun26-3M	Jul26-3M	3M-Aug26	3M-Sep26	3M-Oct26	3M-Nov26	3M-Dec26	3M-Jan27	3M-Feb27	3M-Mar27	3M-Apr27
3M	25.69c	3.98c	0.99b	3.45c	4.99c	5.99c	7.49c	7.99c	7.99c	9.99c	12.49c	15.49c
	May26-Jun26	Jun26-Jul26	Jul26-Aug26	Aug26-Sep26	Sep26-Oct26	Oct26-Nov26	Nov26-Dec26	Dec26-Jan27	Jan27-Feb27	Feb27-Mar27	Mar27-Apr27	Apr27-May27
3rd wed	21.71c	4.97c	2.46c	1.54c	1.00c	1.50c	0.50c	0.00b	2.00c	2.50c	3.00c	2.00c
	Jun26	Jul26	Aug26	Sep26	Oct26	Nov26	Dec26	Jan27	Feb27	Mar27	Apr27	May27
May26	21.71c	26.68c	29.14c	30.68c	31.68c	33.18c	33.68c	33.68c	35.68c	38.18c	41.18c	43.18c
	Jun26	Jul26	Aug26	Sep26	Oct26	Nov26	Dec26	Jan27	Feb27	Mar27	Apr27	May27
	4.97c	7.43c	8.97c	9.97c	11.47c	11.97c	11.97c	13.97c	16.47c	19.47c	21.47c	
	Jul26	Aug26	Sep26	Oct26	Nov26	Dec26	Jan27	Feb27	Mar27	Apr27	May27	
	2.46c	4.00c	5.00c	6.50c	7.00c	7.00c	9.00c	11.50c	14.50c	16.50c		
	Aug26	Sep26	Oct26	Nov26	Dec26	Jan27	Feb27	Mar27	Apr27	May27		
	1.54c	2.54c	4.04c	4.54c	4.54c	6.54c	9.04c	12.04c	14.04c			
	Sep26	Oct26	Nov26	Dec26	Jan27	Feb27	Mar27	Apr27	May27			
	1.00c	2.50c	3.00c	3.00c	5.00c	7.50c	10.50c	12.50c				
	Oct26	Nov26	Dec26	Jan27	Feb27	Mar27	Apr27	May27				
	1.50c	2.00c	2.00c	4.00c	6.50c	9.50c	11.50c					
	Nov26	Dec26	Jan27	Feb27	Mar27	Apr27	May27					
	0.50c	0.50c	2.50c	5.00c	8.00c	10.00c						
	Dec26	Jan27	Feb27	Mar27	Apr27	May27						
	0.00b	2.00c	4.50c	7.50c	9.50c							
	Jan27	Feb27	Mar27	Apr27	May27							
	2.00c	4.50c	7.50c	9.50c								
	Feb27	Mar27	Apr27	May27								
	2.50c	5.50c	7.50c									
	Mar27	Apr27	May27									
	3.00c	5.00c										
	Apr27	May27										
	2.00c											



*본 자료는 LME에서 공시하는 Valuation을 토대로 작성된 것으로 실제 거래 시의 스프레드와는 무관합니다.
 ** Source: Reuters

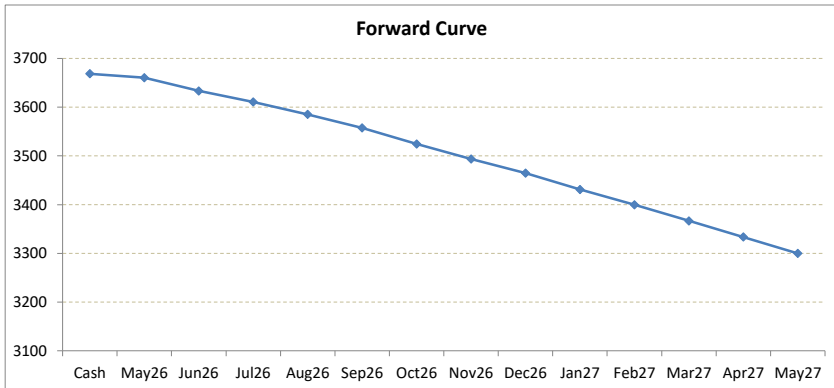
LME Valuation - Aluminium

Cash - 3M: **77.57b**

Date: **2026-04-24**

Cash 3668.57
3M 3591.00
 May26 **3660.46**
 Jun26 **3633.28**
 Jul26 **3610.62**
 Aug26 **3585.30**
 Sep26 **3557.50**
 Oct26 **3524.50**
 Nov26 **3493.50**
 Dec26 **3464.50**
 Jan27 **3431.00**
 Feb27 **3399.50**
 Mar27 **3366.50**
 Apr27 **3333.50**
 May27 **3300.00**

	Cash-May26	Cash-Jun26	Cash-Jul26	Cash-Aug26	Cash-Sep26	Cash-Oct26	Cash-Nov26	Cash-Dec26	Cash-Jan27	Cash-Feb27	Cash-Mar27	Cash-Apr27	
Cash	8.11b	35.29b	57.95b	83.27b	111.07b	144.07b	175.07b	204.07b	237.57b	269.07b	302.07b	335.07b	
	May26-3M	Jun26-3M	Jul26-3M	3M-Aug26	3M-Sep26	3M-Oct26	3M-Nov26	3M-Dec26	3M-Jan27	3M-Feb27	3M-Mar27	3M-Apr27	
3M	69.46b	42.28b	19.62b	5.70b	33.50b	66.50b	97.50b	126.50b	160.00b	191.50b	224.50b	257.50b	
	May26-Jun26	Jun26-Jul26	Jul26-Aug26	Aug26-Sep26	Sep26-Oct26	Oct26-Nov26	Nov26-Dec26	Dec26-Jan27	Jan27-Feb27	Feb27-Mar27	Mar27-Apr27	Apr27-May27	
3rd wed	27.18b	22.66b	25.32b	27.80b	33.00b	31.00b	29.00b	33.50b	31.50b	33.00b	33.00b	33.50b	
	Jun26	Jul26	Aug26	Sep26	Oct26	Nov26	Dec26	Jan27	Feb27	Mar27	Apr27	May27	
May26	27.18b	49.84b	75.16b	102.96b	135.96b	166.96b	195.96b	229.46b	260.96b	293.96b	326.96b	360.46b	
	Jun26	Jul26	Aug26	Sep26	Oct26	Nov26	Dec26	Jan27	Feb27	Mar27	Apr27	May27	
Jun26		22.66b	47.98b	75.78b	108.78b	139.78b	168.78b	202.28b	233.78b	266.78b	299.78b	333.28b	
Jul26			25.32b	53.12b	86.12b	117.12b	146.12b	179.62b	211.12b	244.12b	277.12b	310.62b	
Aug26				27.80b	60.80b	91.80b	120.80b	154.30b	185.80b	218.80b	251.80b	285.30b	
Sep26					33.00b	64.00b	93.00b	126.50b	158.00b	191.00b	224.00b	257.50b	
Oct26						31.00b	60.00b	93.50b	125.00b	158.00b	191.00b	224.50b	
Nov26							29.00b	62.50b	94.00b	127.00b	160.00b	193.50b	
Dec26								33.50b	65.00b	98.00b	131.00b	164.50b	
Jan27									31.50b	64.50b	97.50b	131.00b	
Feb27										33.00b	66.00b	99.50b	
Mar27											33.00b	66.50b	
Apr27												33.50b	
May27													33.50b



*본 자료는 LME에서 공시하는 Valuation을 토대로 작성된 것으로 실제 거래 시의 스프레드와는 무관합니다.
 ** Source: Reuters

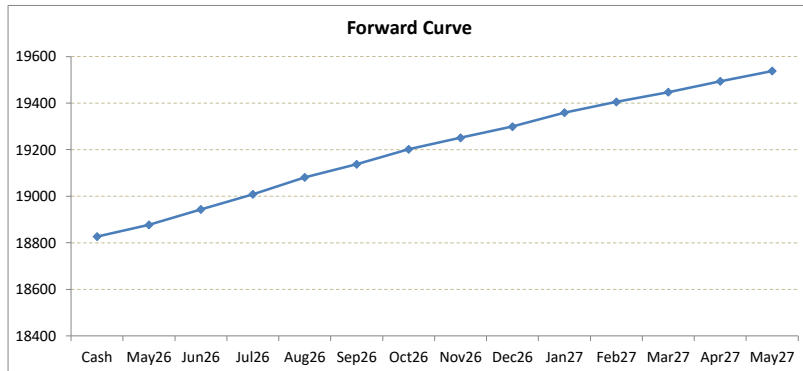
LME Valuation - Nickel

Cash - 3M: **188.05c**

Date: **2026-04-24**

Cash 18826.95
3M 19015.00
 May26 **18877.08**
 Jun26 **18943.51**
 Jul26 **19008.36**
 Aug26 **19081.39**
 Sep26 **19137.39**
 Oct26 **19202.00**
 Nov26 **19251.00**
 Dec26 **19299.00**
 Jan27 **19359.00**
 Feb27 **19405.00**
 Mar27 **19447.00**
 Apr27 **19494.00**
 May27 **19538.00**

	Cash-May26	Cash-Jun26	Cash-Jul26	Cash-Aug26	Cash-Sep26	Cash-Oct26	Cash-Nov26	Cash-Dec26	Cash-Jan27	Cash-Feb27	Cash-Mar27	Cash-Apr27	
Cash	50.13c	116.56c	181.41c	254.44c	310.44c	375.05c	424.05c	472.05c	532.05c	578.05c	620.05c	667.05c	
3M	May26-3M	Jun26-3M	Jul26-3M	3M-Aug26	3M-Sep26	3M-Oct26	3M-Nov26	3M-Dec26	3M-Jan27	3M-Feb27	3M-Mar27	3M-Apr27	
3M	137.92c	71.49c	6.64c	66.39c	122.39c	187.00c	236.00c	284.00c	344.00c	390.00c	432.00c	479.00c	
3rd wed	May26-Jun26	Jun26-Jul26	Jul26-Aug26	Aug26-Sep26	Sep26-Oct26	Oct26-Nov26	Nov26-Dec26	Dec26-Jan27	Jan27-Feb27	Feb27-Mar27	Mar27-Apr27	Apr27-May27	
3rd wed	66.43c	64.85c	73.03c	56.00c	64.61c	49.00c	48.00c	60.00c	46.00c	42.00c	47.00c	44.00c	
May26	Jun26	Jul26	Aug26	Sep26	Oct26	Nov26	Dec26	Jan27	Feb27	Mar27	Apr27	May27	
May26	66.43c	131.28c	204.31c	260.31c	324.92c	373.92c	421.92c	481.92c	527.92c	569.92c	616.92c	660.92c	
Jun26		64.85c	137.88c	193.88c	258.49c	307.49c	355.49c	415.49c	461.49c	503.49c	550.49c	594.49c	
Jul26			73.03c	129.03c	193.64c	242.64c	290.64c	350.64c	396.64c	438.64c	485.64c	529.64c	
Aug26				56.00c	120.61c	169.61c	217.61c	277.61c	323.61c	365.61c	412.61c	456.61c	
Sep26					64.61c	113.61c	161.61c	221.61c	267.61c	309.61c	356.61c	400.61c	
Oct26						49.00c	97.00c	157.00c	203.00c	245.00c	292.00c	336.00c	
Nov26							48.00c	108.00c	154.00c	196.00c	243.00c	287.00c	
Dec26								60.00c	106.00c	148.00c	195.00c	239.00c	
Jan27									46.00c	88.00c	135.00c	179.00c	
Feb27										42.00c	89.00c	133.00c	
Mar27											47.00c	91.00c	
Apr27												44.00c	
May27													44.00c



*본 자료는 LME에서 공시하는 Valuation을 토대로 작성된 것으로 실제 거래 시의 스프레드와는 무관합니다.

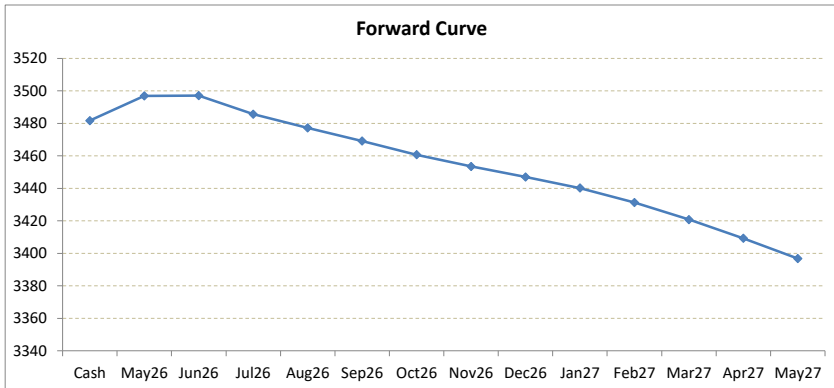
** Source: Reuters

LME Valuation - Zinc

Cash - 3M: **9.19b**

Date: **2026-04-24**

Cash	3481.69		Cash-May26	Cash-Jun26	Cash-Jul26	Cash-Aug26	Cash-Sep26	Cash-Oct26	Cash-Nov26	Cash-Dec26	Cash-Jan27	Cash-Feb27	Cash-Mar27	Cash-Apr27
3M	3472.50	Cash	15.25c	15.44c	3.99c	4.49b	12.49b	20.99b	28.19b	34.69b	41.44b	50.44b	60.94b	72.44b
May26	3496.94													
Jun26	3497.13													
Jul26	3485.68	3M	24.44b	24.63b	13.18b	4.70c	3.30b	11.80b	19.00b	25.50b	32.25b	41.25b	51.75b	63.25b
Aug26	3477.20													
Sep26	3469.20													
Oct26	3460.70	3rd wed	0.19c	11.45b	8.48b	8.00b	8.50b	7.20b	6.50b	6.75b	9.00b	10.50b	11.50b	12.50b
Nov26	3453.50													
Dec26	3447.00													
Jan27	3440.25	May26	0.19c	11.26b	19.74b	27.74b	36.24b	43.44b	49.94b	56.69b	65.69b	76.19b	87.69b	100.19b
Feb27	3431.25		Jun26	11.45b	19.93b	27.93b	36.43b	43.63b	50.13b	56.88b	65.88b	76.38b	87.88b	100.38b
Mar27	3420.75			Jul26	8.48b	16.48b	24.98b	32.18b	38.68b	45.43b	54.43b	64.93b	76.43b	88.93b
Apr27	3409.25				Aug26	8.00b	16.50b	23.70b	30.20b	36.95b	45.95b	56.45b	67.95b	80.45b
May27	3396.75					Sep26	8.50b	15.70b	22.20b	28.95b	37.95b	48.45b	59.95b	72.45b
							Oct26	7.20b	13.70b	20.45b	29.45b	39.95b	51.45b	63.95b
								Nov26	6.50b	13.25b	22.25b	32.75b	44.25b	56.75b
									Dec26	6.75b	15.75b	26.25b	37.75b	50.25b
										Jan27	9.00b	19.50b	31.00b	43.50b
											Feb27	10.50b	22.00b	34.50b
												Mar27	11.50b	24.00b
													Apr27	12.50b
														May27



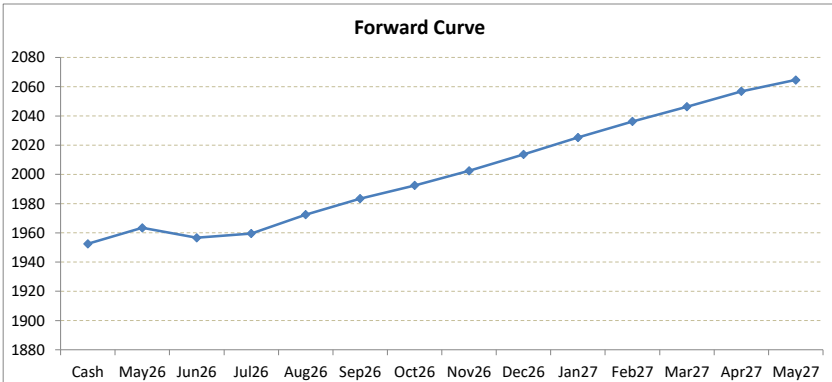
*본 자료는 LME에서 공시하는 Valuation을 토대로 작성된 것으로 실제 거래 시의 스프레드와는 무관합니다.
 ** Source: Reuters

LME Valuation - Lead

Cash - 3M: 10.08c

Date: 2026-04-24

Cash	1952.42	Cash-May26	Cash-Jun26	Cash-Jul26	Cash-Aug26	Cash-Sep26	Cash-Oct26	Cash-Nov26	Cash-Dec26	Cash-Jan27	Cash-Feb27	Cash-Mar27	Cash-Apr27
3M	1962.50	11.00c	4.21c	7.17c	20.02c	31.02c	40.02c	50.02c	61.27c	72.77c	83.77c	93.89c	104.39c
May26	1963.42												
Jun26	1956.63	May26-3M	Jun26-3M	Jul26-3M	3M-Aug26	3M-Sep26	3M-Oct26	3M-Nov26	3M-Dec26	3M-Jan27	3M-Feb27	3M-Mar27	3M-Apr27
Jul26	1959.59	0.92b	5.87c	2.91c	9.94c	20.94c	29.94c	39.94c	51.19c	62.69c	73.69c	83.81c	94.31c
Aug26	1972.44												
Sep26	1983.44	May26-Jun26	Jun26-Jul26	Jul26-Aug26	Aug26-Sep26	Sep26-Oct26	Oct26-Nov26	Nov26-Dec26	Dec26-Jan27	Jan27-Feb27	Feb27-Mar27	Mar27-Apr27	Apr27-May27
Oct26	1992.44	6.79b	2.96c	12.85c	11.00c	9.00c	10.00c	11.25c	11.50c	11.00c	10.12c	10.50c	7.75c
Nov26	2002.44												
Dec26	2013.69	Jun26	Jul26	Aug26	Sep26	Oct26	Nov26	Dec26	Jan27	Feb27	Mar27	Apr27	May27
Jan27	2025.19	6.79b	3.83b	9.02c	20.02c	29.02c	39.02c	50.27c	61.77c	72.77c	82.89c	93.39c	101.14c
Feb27	2036.19	Jun26	2.96c	15.81c	26.81c	35.81c	45.81c	57.06c	68.56c	79.56c	89.68c	100.18c	107.93c
Mar27	2046.31		Jul26	12.85c	23.85c	32.85c	42.85c	54.10c	65.60c	76.60c	86.72c	97.22c	104.97c
Apr27	2056.81			Aug26	11.00c	20.00c	30.00c	41.25c	52.75c	63.75c	73.87c	84.37c	92.12c
May27	2064.56				Sep26	9.00c	19.00c	30.25c	41.75c	52.75c	62.87c	73.37c	81.12c
						Oct26	10.00c	21.25c	32.75c	43.75c	53.87c	64.37c	72.12c
							Nov26	11.25c	22.75c	33.75c	43.87c	54.37c	62.12c
								Dec26	11.50c	22.50c	32.62c	43.12c	50.87c
									Jan27	11.00c	21.12c	31.62c	39.37c
										Feb27	10.12c	20.62c	28.37c
											Mar27	10.50c	18.25c
												Apr27	7.75c
													May27



*본 자료는 LME에서 공시하는 Valuation을 토대로 작성된 것으로 실제 거래 시의 스프레드와는 무관합니다.
 ** Source: Reuters



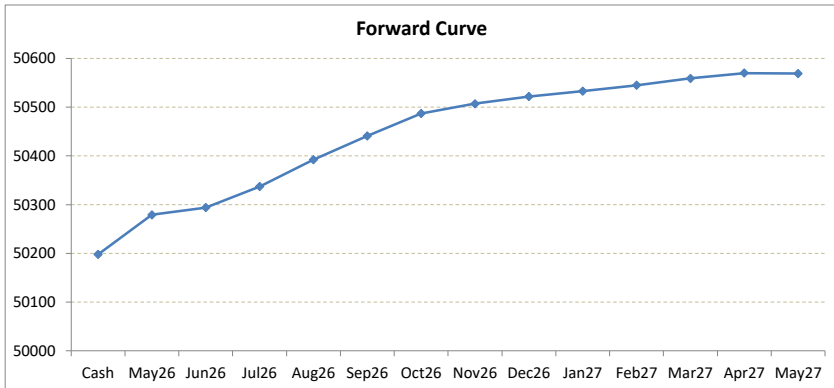
LME Valuation - Tin

Cash - 3M: 133.00c

Date: 2026-04-24

Cash 50198.00
3M 50331.00
 May26 **50279.00**
 Jun26 **50294.00**
 Jul26 **50337.00**
 Aug26 **50392.00**
 Sep26 **50441.00**
 Oct26 **50487.00**
 Nov26 **50507.00**
 Dec26 **50522.00**
 Jan27 **50533.00**
 Feb27 **50545.00**
 Mar27 **50559.00**
 Apr27 **50570.00**
 May27 **50569.00**

	Cash-May26	Cash-Jun26	Cash-Jul26	Cash-Aug26	Cash-Sep26	Cash-Oct26	Cash-Nov26	Cash-Dec26	Cash-Jan27	Cash-Feb27	Cash-Mar27	Cash-Apr27
Cash	81.00c	96.00c	139.00c	194.00c	243.00c	289.00c	309.00c	324.00c	335.00c	347.00c	361.00c	372.00c
	May26-3M	Jun26-3M	Jul26-3M	3M-Aug26	3M-Sep26	3M-Oct26	3M-Nov26	3M-Dec26	3M-Jan27	3M-Feb27	3M-Mar27	3M-Apr27
3M	52.00c	37.00c	6.00b	61.00c	110.00c	156.00c	176.00c	191.00c	202.00c	214.00c	228.00c	239.00c
	May26-Jun26	Jun26-Jul26	Jul26-Aug26	Aug26-Sep26	Sep26-Oct26	Oct26-Nov26	Nov26-Dec26	Dec26-Jan27	Jan27-Feb27	Feb27-Mar27	Mar27-Apr27	Apr27-May27
3rd wed	15.00c	43.00c	55.00c	49.00c	46.00c	20.00c	15.00c	11.00c	12.00c	14.00c	11.00c	1.00b
	Jun26	Jul26	Aug26	Sep26	Oct26	Nov26	Dec26	Jan27	Feb27	Mar27	Apr27	May27
May26	15.00c	58.00c	113.00c	162.00c	208.00c	228.00c	243.00c	254.00c	266.00c	280.00c	291.00c	290.00c
	Jun26	43.00c	98.00c	147.00c	193.00c	213.00c	228.00c	239.00c	251.00c	265.00c	276.00c	275.00c
		Jul26	55.00c	104.00c	150.00c	170.00c	185.00c	196.00c	208.00c	222.00c	233.00c	232.00c
			Aug26	49.00c	95.00c	115.00c	130.00c	141.00c	153.00c	167.00c	178.00c	177.00c
				Sep26	46.00c	66.00c	81.00c	92.00c	104.00c	118.00c	129.00c	128.00c
					Oct26	20.00c	35.00c	46.00c	58.00c	72.00c	83.00c	82.00c
						Nov26	15.00c	26.00c	38.00c	52.00c	63.00c	62.00c
							Dec26	11.00c	23.00c	37.00c	48.00c	47.00c
								Jan27	12.00c	26.00c	37.00c	36.00c
									Feb27	14.00c	25.00c	24.00c
										Mar27	11.00c	10.00c
											Apr27	1.00b
												May27



*본 자료는 LME에서 공시하는 Valuation을 토대로 작성된 것으로 실제 거래 시의 스프레드와는 무관합니다.
 ** Source: Reuters