

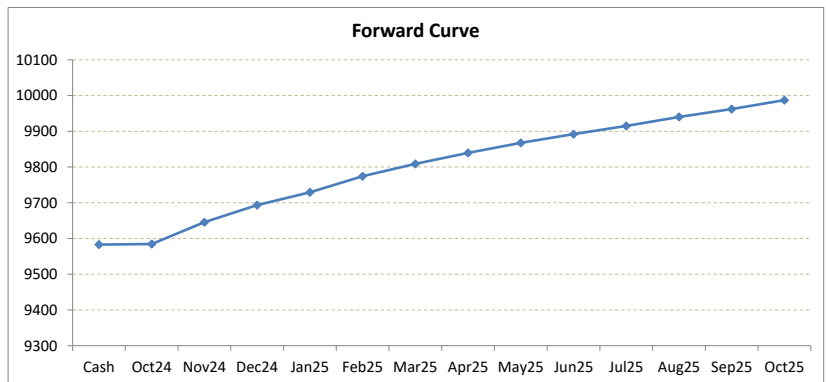
# LME Valuation - Copper

Cash - 3M: 140.14c

Date: 2024-10-10

**Cash 9582.86**  
**3M 9723.00**  
 Oct24 9584.61  
 Nov24 9645.44  
 Dec24 9693.20  
 Jan25 9729.22  
 Feb25 9774.20  
 Mar25 9809.00  
 Apr25 9839.50  
 May25 9867.51  
 Jun25 9892.01  
 Jul25 9915.01  
 Aug25 9940.01  
 Sep25 9962.01  
 Oct25 9987.01

	Cash-Oct24	Cash-Nov24	Cash-Dec24	Cash-Jan25	Cash-Feb25	Cash-Mar25	Cash-Apr25	Cash-May25	Cash-Jun25	Cash-Jul25	Cash-Aug25	Cash-Sep25
Cash	1.75c	62.58c	110.34c	146.36c	191.34c	226.14c	256.64c	284.65c	309.15c	332.15c	357.15c	379.15c
	Oct24-3M	Nov24-3M	Dec24-3M	3M-Jan25	3M-Feb25	3M-Mar25	3M-Apr25	3M-May25	3M-Jun25	3M-Jul25	3M-Aug25	3M-Sep25
3M	138.39c	77.56c	29.80c	6.22c	51.20c	86.00c	116.50c	144.51c	169.01c	192.01c	217.01c	239.01c
	Oct24-Nov24	Nov24-Dec24	Dec24-Jan25	Jan25-Feb25	Feb25-Mar25	Mar25-Apr25	Apr25-May25	May25-Jun25	Jun25-Jul25	Jul25-Aug25	Aug25-Sep25	Sep25-Oct25
3rd wed	60.83c	47.76c	36.02c	44.98c	34.80c	30.50c	28.01c	24.50c	23.00c	25.00c	22.00c	25.00c
	Nov24	Dec24	Jan25	Feb25	Mar25	Apr25	May25	Jun25	Jul25	Aug25	Sep25	Oct25
Oct24	60.83c	108.59c	144.61c	189.59c	224.39c	254.89c	282.90c	307.40c	330.40c	355.40c	377.40c	402.40c
	Nov24	Dec24	Jan25	Feb25	Mar25	Apr25	May25	Jun25	Jul25	Aug25	Sep25	Oct25
		47.76c	83.78c	128.76c	163.56c	194.06c	222.07c	246.57c	269.57c	294.57c	316.57c	341.57c
		Dec24	Jan25	Feb25	Mar25	Apr25	May25	Jun25	Jul25	Aug25	Sep25	Oct25
			36.02c	81.00c	115.80c	146.30c	174.31c	198.81c	221.81c	246.81c	268.81c	293.81c
			Jan25	Feb25	Mar25	Apr25	May25	Jun25	Jul25	Aug25	Sep25	Oct25
				44.98c	79.78c	110.28c	138.29c	162.79c	185.79c	210.79c	232.79c	257.79c
				Feb25	Mar25	Apr25	May25	Jun25	Jul25	Aug25	Sep25	Oct25
					34.80c	65.30c	93.31c	117.81c	140.81c	165.81c	187.81c	212.81c
					Mar25	Apr25	May25	Jun25	Jul25	Aug25	Sep25	Oct25
						30.50c	58.51c	83.01c	106.01c	131.01c	153.01c	178.01c
						Apr25	May25	Jun25	Jul25	Aug25	Sep25	Oct25
							28.01c	52.51c	75.51c	100.51c	122.51c	147.51c
							May25	Jun25	Jul25	Aug25	Sep25	Oct25
								24.50c	47.50c	72.50c	94.50c	119.50c
								Jun25	Jul25	Aug25	Sep25	Oct25
									23.00c	48.00c	70.00c	95.00c
									Jul25	Aug25	Sep25	Oct25
										25.00c	47.00c	72.00c
										Aug25	Sep25	Oct25
											22.00c	47.00c
											Sep25	Oct25
												25.00c



\*본 자료는 LME에서 공시하는 Valuation을 토대로 작성된 것으로 실제 거래 시의 스프레드와는 무관합니다.  
 \*\* Source: Reuters

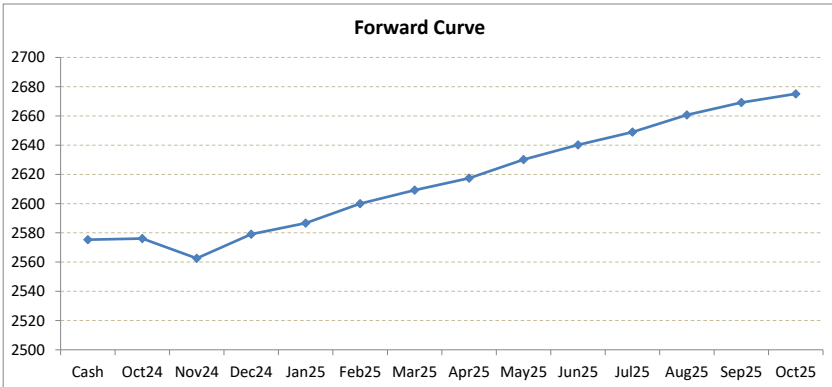


# LME Valuation - Aluminium

Cash - 3M: 10.69c

Date: 2024-10-10

Cash	2575.31	Cash-Oct24	Cash-Nov24	Cash-Dec24	Cash-Jan25	Cash-Feb25	Cash-Mar25	Cash-Apr25	Cash-May25	Cash-Jun25	Cash-Jul25	Cash-Aug25	Cash-Sep25	
<b>3M</b>	<b>2586.00</b>	0.75c	12.75b	3.80c	11.39c	24.64c	33.89c	42.14c	54.84c	64.84c	73.59c	85.34c	93.80c	
Oct24	2576.06													
Nov24	2562.56	Oct24-3M	Nov24-3M	Dec24-3M	3M-Jan25	3M-Feb25	3M-Mar25	3M-Apr25	3M-May25	3M-Jun25	3M-Jul25	3M-Aug25	3M-Sep25	
Dec24	2579.11	9.94c	23.44c	6.89c	0.70c	13.95c	23.20c	31.45c	44.15c	54.15c	62.90c	74.65c	83.11c	
Jan25	2586.70													
Feb25	2599.95	Oct24-Nov24	Nov24-Dec24	Dec24-Jan25	Jan25-Feb25	Feb25-Mar25	Mar25-Apr25	Apr25-May25	May25-Jun25	Jun25-Jul25	Jul25-Aug25	Aug25-Sep25	Sep25-Oct25	
Mar25	2609.20	3rd wed	13.50b	16.55c	7.59c	13.25c	9.25c	8.25c	12.70c	10.00c	8.75c	11.75c	8.46c	6.00c
Apr25	2617.45													
May25	2630.15	Nov24	Dec24	Jan25	Feb25	Mar25	Apr25	May25	Jun25	Jul25	Aug25	Sep25	Oct25	
Jun25	2640.15	Oct24	13.50b	3.05c	10.64c	23.89c	33.14c	41.39c	54.09c	64.09c	72.84c	84.59c	93.05c	99.05c
Jul25	2648.90	Nov24	16.55c	24.14c	37.39c	46.64c	54.89c	67.59c	77.59c	86.34c	98.09c	106.55c	112.55c	
Aug25	2660.65	Dec24	7.59c	20.84c	30.09c	38.34c	51.04c	61.04c	69.79c	81.54c	90.00c	96.00c		
Sep25	2669.11	Jan25	13.25c	22.50c	30.75c	43.45c	53.45c	62.20c	73.95c	82.41c	88.41c			
Oct25	2675.11	Feb25	9.25c	17.50c	30.20c	40.20c	48.95c	60.70c	69.16c	75.16c				
		Mar25	8.25c	20.95c	30.95c	39.70c	51.45c	59.91c	65.91c					
		Apr25	12.70c	22.70c	31.45c	43.20c	51.66c	57.66c						
		May25	10.00c	18.75c	30.50c	38.96c	44.96c							
		Jun25	8.75c	20.50c	28.96c	34.96c								
		Jul25	11.75c	20.21c	26.21c									
		Aug25	8.46c	14.46c										
		Sep25	6.00c											
		Oct25												



\*본 자료는 LME에서 공시하는 Valuation을 토대로 작성된 것으로 실제 거래 시의 스프레드와는 무관합니다.  
 \*\* Source: Reuters

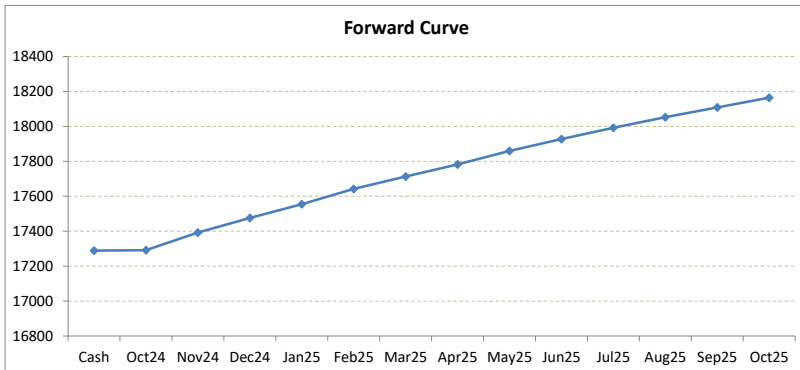
# LME Valuation - Nickel

Cash - 3M: 252.30c

Date: 2024-10-10

**Cash 17288.70**  
**3M 17541.00**  
 Oct24 **17291.70**  
 Nov24 **17392.00**  
 Dec24 **17475.38**  
 Jan25 **17554.96**  
 Feb25 **17641.96**  
 Mar25 **17712.71**  
 Apr25 **17782.00**  
 May25 **17860.00**  
 Jun25 **17927.38**  
 Jul25 **17992.38**  
 Aug25 **18052.38**  
 Sep25 **18108.38**  
 Oct25 **18164.38**

	Cash-Oct24	Cash-Nov24	Cash-Dec24	Cash-Jan25	Cash-Feb25	Cash-Mar25	Cash-Apr25	Cash-May25	Cash-Jun25	Cash-Jul25	Cash-Aug25	Cash-Sep25
Cash	3.00c	103.30c	186.68c	266.26c	353.26c	424.01c	493.30c	571.30c	638.68c	703.68c	763.68c	819.68c
	Oct24-3M	Nov24-3M	Dec24-3M	3M-Jan25	3M-Feb25	3M-Mar25	3M-Apr25	3M-May25	3M-Jun25	3M-Jul25	3M-Aug25	3M-Sep25
3M	249.30c	149.00c	65.62c	13.96c	100.96c	171.71c	241.00c	319.00c	386.38c	451.38c	511.38c	567.38c
	Oct24-Nov24	Nov24-Dec24	Dec24-Jan25	Jan25-Feb25	Feb25-Mar25	Mar25-Apr25	Apr25-May25	May25-Jun25	Jun25-Jul25	Jul25-Aug25	Aug25-Sep25	Sep25-Oct25
3rd wed	100.30c	83.38c	79.58c	87.00c	70.75c	69.29c	78.00c	67.38c	65.00c	60.00c	56.00c	56.00c
	Nov24	Dec24	Jan25	Feb25	Mar25	Apr25	May25	Jun25	Jul25	Aug25	Sep25	Oct25
Oct24	100.30c	183.68c	263.26c	350.26c	421.01c	490.30c	568.30c	635.68c	700.68c	760.68c	816.68c	872.68c
Nov24		83.38c	162.96c	249.96c	320.71c	390.00c	468.00c	535.38c	600.38c	660.38c	716.38c	772.38c
Dec24			79.58c	166.58c	237.33c	306.62c	384.62c	452.00c	517.00c	577.00c	633.00c	689.00c
Jan25				87.00c	157.75c	227.04c	305.04c	372.42c	437.42c	497.42c	553.42c	609.42c
Feb25					70.75c	140.04c	218.04c	285.42c	350.42c	410.42c	466.42c	522.42c
Mar25						69.29c	147.29c	214.67c	279.67c	339.67c	395.67c	451.67c
Apr25							78.00c	145.38c	210.38c	270.38c	326.38c	382.38c
May25								67.38c	132.38c	192.38c	248.38c	304.38c
Jun25									65.00c	125.00c	181.00c	237.00c
Jul25										60.00c	116.00c	172.00c
Aug25											56.00c	112.00c
Sep25												56.00c
Oct25												



\*본 자료는 LME에서 공시하는 Valuation을 토대로 작성된 것으로 실제 거래 시의 스프레드와는 무관합니다.

\*\* Source: Reuters



# LME Valuation - Zinc

Cash - 3M: 16.23c

Date: 2024-10-10

Cash 3070.27

3M 3086.50

Oct24 3070.47

Nov24 3080.98

Dec24 3084.48

Jan25 3088.40

Feb25 3095.40

Mar25 3098.40

Apr25 3100.40

May25 3102.40

Jun25 3100.90

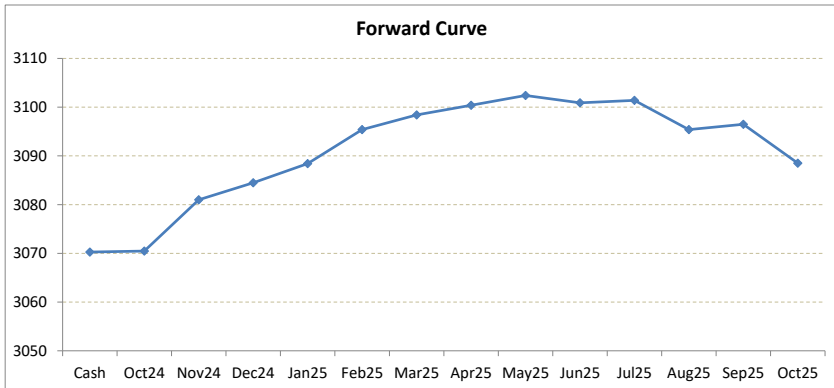
Jul25 3101.40

Aug25 3095.40

Sep25 3096.50

Oct25 3088.50

	Cash-Oct24	Cash-Nov24	Cash-Dec24	Cash-Jan25	Cash-Feb25	Cash-Mar25	Cash-Apr25	Cash-May25	Cash-Jun25	Cash-Jul25	Cash-Aug25	Cash-Sep25
Cash	0.20c	10.71c	14.21c	18.13c	25.13c	28.13c	30.13c	32.13c	30.63c	31.13c	25.13c	26.23c
	Oct24-3M	Nov24-3M	Dec24-3M	3M-Jan25	3M-Feb25	3M-Mar25	3M-Apr25	3M-May25	3M-Jun25	3M-Jul25	3M-Aug25	3M-Sep25
3M	16.03c	5.52c	2.02c	1.90c	8.90c	11.90c	13.90c	15.90c	14.40c	14.90c	8.90c	10.00c
	Oct24-Nov24	Nov24-Dec24	Dec24-Jan25	Jan25-Feb25	Feb25-Mar25	Mar25-Apr25	Apr25-May25	May25-Jun25	Jun25-Jul25	Jul25-Aug25	Aug25-Sep25	Sep25-Oct25
3rd wed	10.51c	3.50c	3.92c	7.00c	3.00c	2.00c	2.00c	1.50b	0.50c	6.00b	1.10c	8.00b
	Nov24	Dec24	Jan25	Feb25	Mar25	Apr25	May25	Jun25	Jul25	Aug25	Sep25	Oct25
Oct24	10.51c	14.01c	17.93c	24.93c	27.93c	29.93c	31.93c	30.43c	30.93c	24.93c	26.03c	18.03c
	Nov24	Dec24	Jan25	Feb25	Mar25	Apr25	May25	Jun25	Jul25	Aug25	Sep25	Oct25
Nov24	3.50c	7.42c	14.42c	17.42c	19.42c	21.42c	19.92c	20.42c	14.42c	15.52c	7.52c	
	Nov24	Dec24	Jan25	Feb25	Mar25	Apr25	May25	Jun25	Jul25	Aug25	Sep25	Oct25
Dec24	3.92c	10.92c	13.92c	15.92c	17.92c	16.42c	16.92c	10.92c	12.02c	4.02c		
	Nov24	Dec24	Jan25	Feb25	Mar25	Apr25	May25	Jun25	Jul25	Aug25	Sep25	Oct25
Jan25	7.00c	10.00c	12.00c	14.00c	12.50c	13.00c	7.00c	8.10c	0.10c			
	Nov24	Dec24	Jan25	Feb25	Mar25	Apr25	May25	Jun25	Jul25	Aug25	Sep25	Oct25
Feb25	3.00c	5.00c	7.00c	5.50c	6.00c	0.00b	1.10c	6.90b				
	Nov24	Dec24	Jan25	Feb25	Mar25	Apr25	May25	Jun25	Jul25	Aug25	Sep25	Oct25
Mar25	2.00c	4.00c	2.50c	3.00c	3.00b	1.90b	9.90b					
	Nov24	Dec24	Jan25	Feb25	Mar25	Apr25	May25	Jun25	Jul25	Aug25	Sep25	Oct25
Apr25	2.00c	0.50c	1.00c	5.00b	3.90b	11.90b						
	Nov24	Dec24	Jan25	Feb25	Mar25	Apr25	May25	Jun25	Jul25	Aug25	Sep25	Oct25
May25	1.50b	1.00b	7.00b	5.90b	13.90b							
	Nov24	Dec24	Jan25	Feb25	Mar25	Apr25	May25	Jun25	Jul25	Aug25	Sep25	Oct25
Jun25	0.50c	5.50b	4.40b	12.40b								
	Nov24	Dec24	Jan25	Feb25	Mar25	Apr25	May25	Jun25	Jul25	Aug25	Sep25	Oct25
Jul25	6.00b	4.90b	12.90b									
	Nov24	Dec24	Jan25	Feb25	Mar25	Apr25	May25	Jun25	Jul25	Aug25	Sep25	Oct25
Aug25	1.10c	6.90b										
	Nov24	Dec24	Jan25	Feb25	Mar25	Apr25	May25	Jun25	Jul25	Aug25	Sep25	Oct25
Sep25	8.00b											
	Nov24	Dec24	Jan25	Feb25	Mar25	Apr25	May25	Jun25	Jul25	Aug25	Sep25	Oct25
Oct25												



\*본 자료는 LME에서 공시하는 Valuation을 토대로 작성된 것으로 실제 거래 시의 스프레드와는 무관합니다.  
 \*\* Source: Reuters

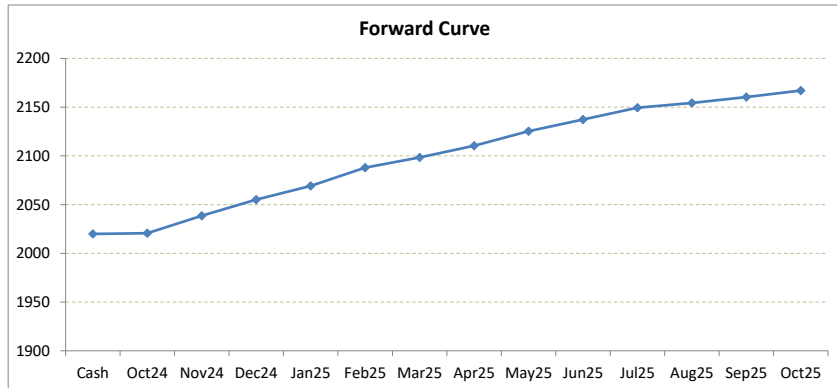
# LME Valuation - Lead

Cash - 3M: 46.60c

Date: 2024-10-10

**Cash 2019.90**  
**3M 2066.50**  
 Oct24 **2020.64**  
 Nov24 **2038.56**  
 Dec24 **2055.05**  
 Jan25 **2069.12**  
 Feb25 **2087.87**  
 Mar25 **2098.37**  
 Apr25 **2110.37**  
 May25 **2125.37**  
 Jun25 **2137.37**  
 Jul25 **2149.37**  
 Aug25 **2154.37**  
 Sep25 **2160.37**  
 Oct25 **2167.05**

	Cash-Oct24	Cash-Nov24	Cash-Dec24	Cash-Jan25	Cash-Feb25	Cash-Mar25	Cash-Apr25	Cash-May25	Cash-Jun25	Cash-Jul25	Cash-Aug25	Cash-Sep25
Cash	0.74c	18.66c	35.15c	49.22c	67.97c	78.47c	90.47c	105.47c	117.47c	129.47c	134.47c	140.47c
	Oct24-3M	Nov24-3M	Dec24-3M	3M-Jan25	3M-Feb25	3M-Mar25	3M-Apr25	3M-May25	3M-Jun25	3M-Jul25	3M-Aug25	3M-Sep25
3M	45.86c	27.94c	11.45c	2.62c	21.37c	31.87c	43.87c	58.87c	70.87c	82.87c	87.87c	93.87c
	Oct24-Nov24	Nov24-Dec24	Dec24-Jan25	Jan25-Feb25	Feb25-Mar25	Mar25-Apr25	Apr25-May25	May25-Jun25	Jun25-Jul25	Jul25-Aug25	Aug25-Sep25	Sep25-Oct25
3rd wed	17.92c	16.49c	14.07c	18.75c	10.50c	12.00c	15.00c	12.00c	12.00c	5.00c	6.00c	6.68c
	Nov24	Dec24	Jan25	Feb25	Mar25	Apr25	May25	Jun25	Jul25	Aug25	Sep25	Oct25
Oct24	17.92c	34.41c	48.48c	67.23c	77.73c	89.73c	104.73c	116.73c	128.73c	133.73c	139.73c	146.41c
	Nov24	16.49c	30.56c	49.31c	59.81c	71.81c	86.81c	98.81c	110.81c	115.81c	121.81c	128.49c
		Dec24	14.07c	32.82c	43.32c	55.32c	70.32c	82.32c	94.32c	99.32c	105.32c	112.00c
			Jan25	18.75c	29.25c	41.25c	56.25c	68.25c	80.25c	85.25c	91.25c	97.93c
				Feb25	10.50c	22.50c	37.50c	49.50c	61.50c	66.50c	72.50c	79.18c
					Mar25	12.00c	27.00c	39.00c	51.00c	56.00c	62.00c	68.68c
						Apr25	15.00c	27.00c	39.00c	44.00c	50.00c	56.68c
							May25	12.00c	24.00c	29.00c	35.00c	41.68c
								Jun25	12.00c	17.00c	23.00c	29.68c
									Jul25	5.00c	11.00c	17.68c
										Aug25	6.00c	12.68c
											Sep25	6.68c
												Oct25



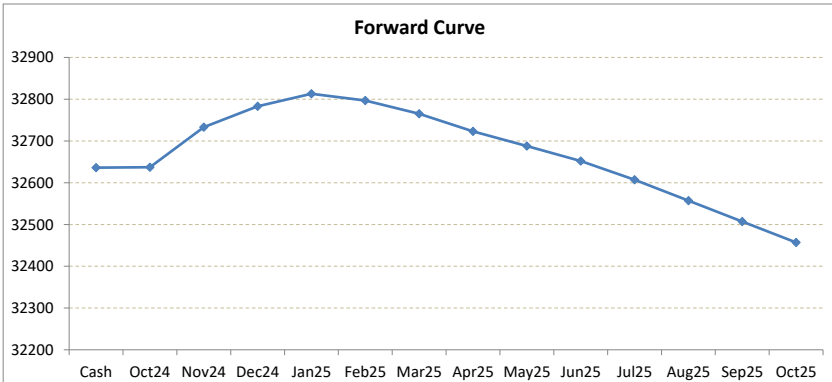
\*본 자료는 LME에서 공시하는 Valuation을 토대로 작성된 것으로 실제 거래 시의 스프레드와는 무관합니다.  
 \*\* Source: Reuters

# LME Valuation - Tin

Cash - 3M: 181.01c

Date: 2024-10-10

<b>Cash</b>	<b>32635.99</b>		Cash-Oct24	Cash-Nov24	Cash-Dec24	Cash-Jan25	Cash-Feb25	Cash-Mar25	Cash-Apr25	Cash-May25	Cash-Jun25	Cash-Jul25	Cash-Aug25	Cash-Sep25
<b>3M</b>	<b>32817.00</b>	Cash	1.01c	97.01c	147.01c	177.01c	161.01c	129.00c	87.01c	52.01c	16.01c	28.99b	78.99b	128.99b
Oct24	<b>32637.00</b>													
Nov24	<b>32733.00</b>		Oct24-3M	Nov24-3M	Dec24-3M	3M-Jan25	3M-Feb25	3M-Mar25	3M-Apr25	3M-May25	3M-Jun25	3M-Jul25	3M-Aug25	3M-Sep25
Dec24	<b>32783.00</b>	3M	180.00c	84.00c	34.00c	4.00b	20.00b	52.01b	94.00b	129.00b	165.00b	210.00b	260.00b	310.00b
Jan25	<b>32813.00</b>													
Feb25	<b>32797.00</b>		Oct24-Nov24	Nov24-Dec24	Dec24-Jan25	Jan25-Feb25	Feb25-Mar25	Mar25-Apr25	Apr25-May25	May25-Jun25	Jun25-Jul25	Jul25-Aug25	Aug25-Sep25	Sep25-Oct25
Mar25	<b>32764.99</b>	3rd wed	96.00c	50.00c	30.00c	16.00b	32.01b	41.99b	35.00b	36.00b	45.00b	50.00b	50.00b	50.00b
Apr25	<b>32723.00</b>													
May25	<b>32688.00</b>		Nov24	Dec24	Jan25	Feb25	Mar25	Apr25	May25	Jun25	Jul25	Aug25	Sep25	Oct25
Jun25	<b>32652.00</b>	Oct24	96.00c	146.00c	176.00c	160.00c	127.99c	86.00c	51.00c	15.00c	30.00b	80.00b	130.00b	180.00b
Jul25	<b>32607.00</b>		Nov24	50.00c	80.00c	64.00c	31.99c	10.00b	45.00b	81.00b	126.00b	176.00b	226.00b	276.00b
Aug25	<b>32557.00</b>		Dec24	30.00c	14.00c	18.01b	60.00b	95.00b	131.00b	176.00b	226.00b	276.00b	326.00b	376.00b
Sep25	<b>32507.00</b>		Jan25	16.00b	48.01b	90.00b	125.00b	161.00b	206.00b	256.00b	306.00b	356.00b	406.00b	456.00b
Oct25	<b>32457.00</b>		Feb25	32.01b	74.00b	109.00b	145.00b	190.00b	240.00b	290.00b	340.00b	390.00b	440.00b	490.00b
			Mar25	41.99b	76.99b	112.99b	157.99b	207.99b	257.99b	307.99b	357.99b	407.99b	457.99b	507.99b
			Apr25	35.00b	71.00b	116.00b	166.00b	216.00b	266.00b	316.00b	366.00b	416.00b	466.00b	516.00b
			May25	36.00b	81.00b	131.00b	181.00b	231.00b	281.00b	331.00b	381.00b	431.00b	481.00b	531.00b
			Jun25	45.00b	95.00b	145.00b	195.00b	245.00b	295.00b	345.00b	395.00b	445.00b	495.00b	545.00b
			Jul25	50.00b	100.00b	150.00b	200.00b	250.00b	300.00b	350.00b	400.00b	450.00b	500.00b	550.00b
			Aug25	50.00b	100.00b	150.00b	200.00b	250.00b	300.00b	350.00b	400.00b	450.00b	500.00b	550.00b
			Sep25	50.00b	100.00b	150.00b	200.00b	250.00b	300.00b	350.00b	400.00b	450.00b	500.00b	550.00b
			Oct25	50.00b	100.00b	150.00b	200.00b	250.00b	300.00b	350.00b	400.00b	450.00b	500.00b	550.00b



\*본 자료는 LME에서 공시하는 Valuation을 토대로 작성된 것으로 실제 거래 시의 스프레드와는 무관합니다.  
 \*\* Source: Reuters

