

# LME Valuation - Copper

Cash - 3M: 141.16c

Date: 2024-10-02

Cash 9943.34

3M 10084.50

Oct24 9964.57

Nov24 10023.28

Dec24 10071.04

Jan25 10104.48

Feb25 10139.14

Mar25 10169.04

Apr25 10191.54

May25 10216.48

Jun25 10235.14

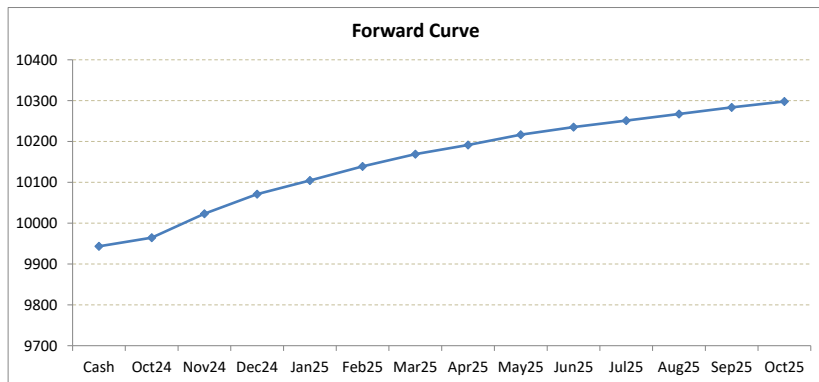
Jul25 10250.99

Aug25 10267.29

Sep25 10283.54

Oct25 10297.99

	Cash-Oct24	Cash-Nov24	Cash-Dec24	Cash-Jan25	Cash-Feb25	Cash-Mar25	Cash-Apr25	Cash-May25	Cash-Jun25	Cash-Jul25	Cash-Aug25	Cash-Sep25
Cash	21.23c	79.94c	127.70c	161.14c	195.80c	225.70c	248.20c	273.14c	291.80c	307.65c	323.95c	340.20c
	Oct24-3M	Nov24-3M	Dec24-3M	3M-Jan25	3M-Feb25	3M-Mar25	3M-Apr25	3M-May25	3M-Jun25	3M-Jul25	3M-Aug25	3M-Sep25
3M	119.93c	61.22c	13.46c	19.98c	54.64c	84.54c	107.04c	131.98c	150.64c	166.49c	182.79c	199.04c
	Oct24-Nov24	Nov24-Dec24	Dec24-Jan25	Jan25-Feb25	Feb25-Mar25	Mar25-Apr25	Apr25-May25	May25-Jun25	Jun25-Jul25	Jul25-Aug25	Aug25-Sep25	Sep25-Oct25
3rd wed	58.71c	47.76c	33.44c	34.66c	29.90c	22.50c	24.94c	18.66c	15.85c	16.30c	16.25c	14.45c
	Nov24	Dec24	Jan25	Feb25	Mar25	Apr25	May25	Jun25	Jul25	Aug25	Sep25	Oct25
Oct24	58.71c	106.47c	139.91c	174.57c	204.47c	226.97c	251.91c	270.57c	286.42c	302.72c	318.97c	333.42c
	Nov24	47.76c	81.20c	115.86c	145.76c	168.26c	193.20c	211.86c	227.71c	244.01c	260.26c	274.71c
		Dec24	33.44c	68.10c	98.00c	120.50c	145.44c	164.10c	179.95c	196.25c	212.50c	226.95c
			Jan25	34.66c	64.56c	87.06c	112.00c	130.66c	146.51c	162.81c	179.06c	193.51c
				Feb25	29.90c	52.40c	77.34c	96.00c	111.85c	128.15c	144.40c	158.85c
					Mar25	22.50c	47.44c	66.10c	81.95c	98.25c	114.50c	128.95c
						Apr25	24.94c	43.60c	59.45c	75.75c	92.00c	106.45c
							May25	18.66c	34.51c	50.81c	67.06c	81.51c
								Jun25	15.85c	32.15c	48.40c	62.85c
									Jul25	16.30c	32.55c	47.00c
										Aug25	16.25c	30.70c
											Sep25	14.45c
												Oct25



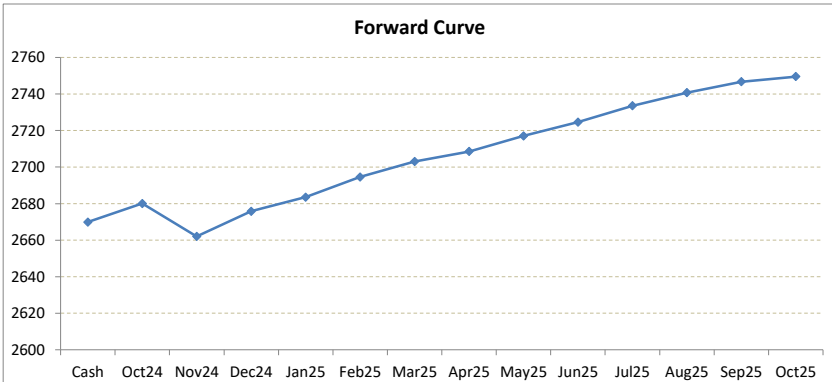
\*본 자료는 LME에서 공시하는 Valuation을 토대로 작성된 것으로 실제 거래 시의 스프레드와는 무관합니다.  
 \*\* Source: Reuters

# LME Valuation - Aluminium

Cash - 3M: **8.66c**

Date: **2024-10-02**

Cash	2669.84	Cash-Oct24	Cash-Nov24	Cash-Dec24	Cash-Jan25	Cash-Feb25	Cash-Mar25	Cash-Apr25	Cash-May25	Cash-Jun25	Cash-Jul25	Cash-Aug25	Cash-Sep25
<b>3M</b>	<b>2678.50</b>	10.23c	7.77b	5.98c	13.71c	24.72c	33.23c	38.72c	47.22c	54.72c	63.72c	70.91c	76.91c
Oct24	<b>2680.07</b>												
Nov24	<b>2662.07</b>	Oct24-3M	Nov24-3M	Dec24-3M	3M-Jan25	3M-Feb25	3M-Mar25	3M-Apr25	3M-May25	3M-Jun25	3M-Jul25	3M-Aug25	3M-Sep25
Dec24	<b>2675.82</b>	1.57b	16.43c	2.68c	5.05c	16.06c	24.57c	30.06c	38.56c	46.06c	55.06c	62.25c	68.25c
Jan25	<b>2683.55</b>												
Feb25	<b>2694.56</b>	Oct24-Nov24	Nov24-Dec24	Dec24-Jan25	Jan25-Feb25	Feb25-Mar25	Mar25-Apr25	Apr25-May25	May25-Jun25	Jun25-Jul25	Jul25-Aug25	Aug25-Sep25	Sep25-Oct25
Mar25	<b>2703.07</b>	18.00b	13.75c	7.73c	11.01c	8.51c	5.49c	8.50c	7.50c	9.00c	7.19c	6.00c	2.81c
Apr25	<b>2708.56</b>												
May25	<b>2717.06</b>	Nov24	Dec24	Jan25	Feb25	Mar25	Apr25	May25	Jun25	Jul25	Aug25	Sep25	Oct25
Jun25	<b>2724.56</b>	18.00b	4.25b	3.48c	14.49c	23.00c	28.49c	36.99c	44.49c	53.49c	60.68c	66.68c	69.49c
Jul25	<b>2733.56</b>	Nov24	13.75c	21.48c	32.49c	41.00c	46.49c	54.99c	62.49c	71.49c	78.68c	84.68c	87.49c
Aug25	<b>2740.75</b>	Dec24	7.73c	18.74c	27.25c	32.74c	41.24c	48.74c	57.74c	64.93c	70.93c	73.74c	
Sep25	<b>2746.75</b>	Jan25	11.01c	19.52c	25.01c	33.51c	41.01c	50.01c	57.20c	63.20c	66.01c		
Oct25	<b>2749.56</b>	Feb25	8.51c	14.00c	22.50c	30.00c	39.00c	46.19c	52.19c	55.00c			
		Mar25	5.49c	13.99c	21.49c	30.49c	37.68c	43.68c	46.49c				
		Apr25	8.50c	16.00c	25.00c	32.19c	38.19c	41.00c					
		May25	7.50c	16.50c	23.69c	29.69c	32.50c						
		Jun25	9.00c	16.19c	22.19c	25.00c							
		Jul25	7.19c	13.19c	16.00c								
		Aug25	6.00c	8.81c									
		Sep25	2.81c										
		Oct25											



\*본 자료는 LME에서 공시하는 Valuation을 토대로 작성된 것으로 실제 거래 시의 스프레드와는 무관합니다.  
 \*\* Source: Reuters



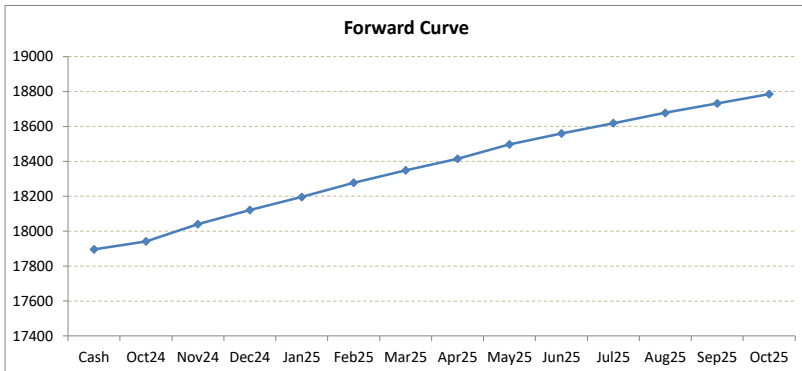
# LME Valuation - Nickel

Cash - 3M: 256.62c

Date: 2024-10-02

**Cash 17896.38**  
**3M 18153.00**  
 Oct24 **17941.38**  
 Nov24 **18040.64**  
 Dec24 **18121.52**  
 Jan25 **18195.70**  
 Feb25 **18277.70**  
 Mar25 **18348.70**  
 Apr25 **18414.70**  
 May25 **18497.50**  
 Jun25 **18559.52**  
 Jul25 **18618.52**  
 Aug25 **18677.52**  
 Sep25 **18731.52**  
 Oct25 **18785.52**

	Cash-Oct24	Cash-Nov24	Cash-Dec24	Cash-Jan25	Cash-Feb25	Cash-Mar25	Cash-Apr25	Cash-May25	Cash-Jun25	Cash-Jul25	Cash-Aug25	Cash-Sep25
Cash	45.00c	144.26c	225.14c	299.32c	381.32c	452.32c	518.32c	601.12c	663.14c	722.14c	781.14c	835.14c
	Oct24-3M	Nov24-3M	Dec24-3M	3M-Jan25	3M-Feb25	3M-Mar25	3M-Apr25	3M-May25	3M-Jun25	3M-Jul25	3M-Aug25	3M-Sep25
3M	211.62c	112.36c	31.48c	42.70c	124.70c	195.70c	261.70c	344.50c	406.52c	465.52c	524.52c	578.52c
	Oct24-Nov24	Nov24-Dec24	Dec24-Jan25	Jan25-Feb25	Feb25-Mar25	Mar25-Apr25	Apr25-May25	May25-Jun25	Jun25-Jul25	Jul25-Aug25	Aug25-Sep25	Sep25-Oct25
3rd wed	99.26c	80.88c	74.18c	82.00c	71.00c	66.00c	82.80c	62.02c	59.00c	59.00c	54.00c	54.00c
	Nov24	Dec24	Jan25	Feb25	Mar25	Apr25	May25	Jun25	Jul25	Aug25	Sep25	Oct25
Oct24	99.26c	180.14c	254.32c	336.32c	407.32c	473.32c	556.12c	618.14c	677.14c	736.14c	790.14c	844.14c
Nov24		80.88c	155.06c	237.06c	308.06c	374.06c	456.86c	518.88c	577.88c	636.88c	690.88c	744.88c
Dec24			74.18c	156.18c	227.18c	293.18c	375.98c	438.00c	497.00c	556.00c	610.00c	664.00c
Jan25				82.00c	153.00c	219.00c	301.80c	363.82c	422.82c	481.82c	535.82c	589.82c
Feb25					71.00c	137.00c	219.80c	281.82c	340.82c	399.82c	453.82c	507.82c
Mar25						66.00c	148.80c	210.82c	269.82c	328.82c	382.82c	436.82c
Apr25							82.80c	144.82c	203.82c	262.82c	316.82c	370.82c
May25								62.02c	121.02c	180.02c	234.02c	288.02c
Jun25									59.00c	118.00c	172.00c	226.00c
Jul25										59.00c	113.00c	167.00c
Aug25											54.00c	108.00c
Sep25												54.00c
Oct25												



\*본 자료는 LME에서 공시하는 Valuation을 토대로 작성된 것으로 실제 거래 시의 스프레드와는 무관합니다.

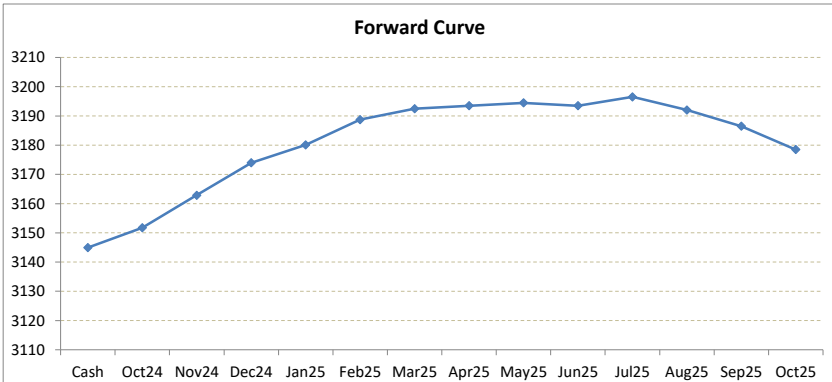
\*\* Source: Reuters

# LME Valuation - Zinc

Cash - 3M: **28.54c**

Date: **2024-10-02**

Cash	3144.96	Cash-Oct24	Cash-Nov24	Cash-Dec24	Cash-Jan25	Cash-Feb25	Cash-Mar25	Cash-Apr25	Cash-May25	Cash-Jun25	Cash-Jul25	Cash-Aug25	Cash-Sep25
<b>3M</b>	<b>3173.50</b>	Cash											
Oct24	<b>3151.74</b>	6.78c	17.89c	29.01c	35.12c	43.76c	47.51c	48.51c	49.51c	48.54c	51.54c	47.04c	41.54c
Nov24	<b>3162.85</b>	3M											
Dec24	<b>3173.97</b>	21.76c	10.65c	0.47b	6.58c	15.22c	18.97c	19.97c	20.97c	20.00c	23.00c	18.50c	13.00c
Jan25	<b>3180.08</b>	3rd wed											
Feb25	<b>3188.72</b>	11.11c	11.12c	6.11c	8.64c	3.75c	1.00c	1.00c	0.97b	3.00c	4.50b	5.50b	8.00b
Mar25	<b>3192.47</b>	Oct24											
Apr25	<b>3193.47</b>	11.11c	22.23c	28.34c	36.98c	40.73c	41.73c	42.73c	41.76c	44.76c	40.26c	34.76c	26.76c
May25	<b>3194.47</b>	Nov24	11.12c	17.23c	25.87c	29.62c	30.62c	31.62c	30.65c	33.65c	29.15c	23.65c	15.65c
Jun25	<b>3193.50</b>	Dec24	6.11c	14.75c	18.50c	19.50c	20.50c	19.53c	22.53c	18.03c	12.53c	4.53c	
Jul25	<b>3196.50</b>	Jan25	8.64c	12.39c	13.39c	14.39c	13.42c	16.42c	11.92c	6.42c	1.58b		
Aug25	<b>3192.00</b>	Feb25	3.75c	4.75c	5.75c	4.78c	7.78c	3.28c	2.22b	10.22b			
Sep25	<b>3186.50</b>	Mar25	1.00c	2.00c	1.03c	4.03c	0.47b	5.97b	13.97b				
Oct25	<b>3178.50</b>	Apr25	1.00c	0.03c	3.03c	1.47b	6.97b	14.97b					
		May25	0.97b	2.03c	2.47b	7.97b	15.97b						
		Jun25	3.00c	1.50b	7.00b	15.00b							
		Jul25	4.50b	10.00b	18.00b								
		Aug25	5.50b	13.50b									
		Sep25	8.00b										
		Oct25											



\*본 자료는 LME에서 공시하는 Valuation을 토대로 작성된 것으로 실제 거래 시의 스프레드와는 무관합니다.  
 \*\* Source: Reuters



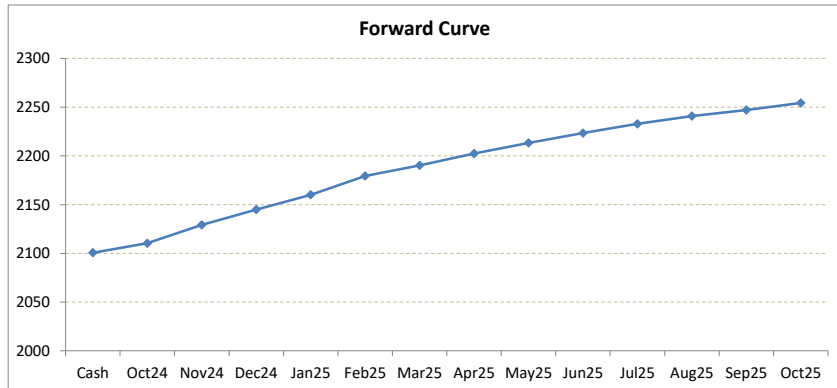
# LME Valuation - Lead

Cash - 3M: 50.29c

Date: 2024-10-02

**Cash 2100.71**  
**3M 2151.00**  
 Oct24 **2110.38**  
 Nov24 **2129.30**  
 Dec24 **2144.85**  
 Jan25 **2160.11**  
 Feb25 **2179.36**  
 Mar25 **2190.36**  
 Apr25 **2202.36**  
 May25 **2213.36**  
 Jun25 **2223.36**  
 Jul25 **2232.86**  
 Aug25 **2240.86**  
 Sep25 **2247.11**  
 Oct25 **2254.35**

	Cash-Oct24	Cash-Nov24	Cash-Dec24	Cash-Jan25	Cash-Feb25	Cash-Mar25	Cash-Apr25	Cash-May25	Cash-Jun25	Cash-Jul25	Cash-Aug25	Cash-Sep25
Cash	9.67c	28.59c	44.14c	59.40c	78.65c	89.65c	101.65c	112.65c	122.65c	132.15c	140.15c	146.40c
	Oct24-3M	Nov24-3M	Dec24-3M	3M-Jan25	3M-Feb25	3M-Mar25	3M-Apr25	3M-May25	3M-Jun25	3M-Jul25	3M-Aug25	3M-Sep25
3M	40.62c	21.70c	6.15c	9.11c	28.36c	39.36c	51.36c	62.36c	72.36c	81.86c	89.86c	96.11c
	Oct24-Nov24	Nov24-Dec24	Dec24-Jan25	Jan25-Feb25	Feb25-Mar25	Mar25-Apr25	Apr25-May25	May25-Jun25	Jun25-Jul25	Jul25-Aug25	Aug25-Sep25	Sep25-Oct25
3rd wed	18.92c	15.55c	15.26c	19.25c	11.00c	12.00c	11.00c	10.00c	9.50c	8.00c	6.25c	7.24c
	Nov24	Dec24	Jan25	Feb25	Mar25	Apr25	May25	Jun25	Jul25	Aug25	Sep25	Oct25
Oct24	18.92c	34.47c	49.73c	68.98c	79.98c	91.98c	102.98c	112.98c	122.48c	130.48c	136.73c	143.97c
	Nov24	15.55c	30.81c	50.06c	61.06c	73.06c	84.06c	94.06c	103.56c	111.56c	117.81c	125.05c
		Dec24	15.26c	34.51c	45.51c	57.51c	68.51c	78.51c	88.01c	96.01c	102.26c	109.50c
			Jan25	19.25c	30.25c	42.25c	53.25c	63.25c	72.75c	80.75c	87.00c	94.24c
				Feb25	11.00c	23.00c	34.00c	44.00c	53.50c	61.50c	67.75c	74.99c
					Mar25	12.00c	23.00c	33.00c	42.50c	50.50c	56.75c	63.99c
						Apr25	11.00c	21.00c	30.50c	38.50c	44.75c	51.99c
							May25	10.00c	19.50c	27.50c	33.75c	40.99c
								Jun25	9.50c	17.50c	23.75c	30.99c
									Jul25	8.00c	14.25c	21.49c
										Aug25	6.25c	13.49c
											Sep25	7.24c
												Oct25



\*본 자료는 LME에서 공시하는 Valuation을 토대로 작성된 것으로 실제 거래 시의 스프레드와는 무관합니다.  
 \*\* Source: Reuters

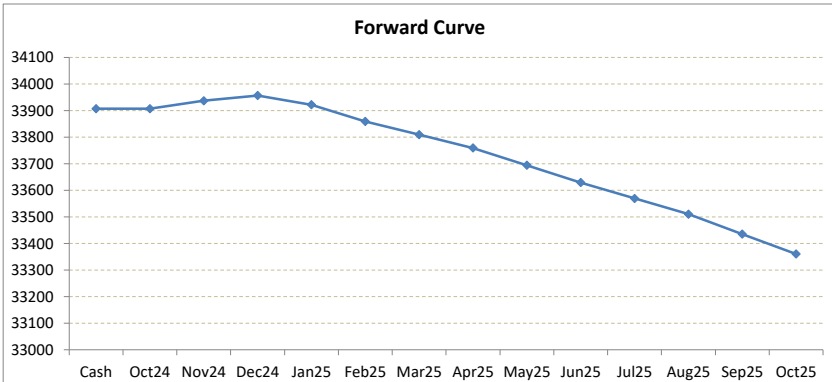


# LME Valuation - Tin

Cash - 3M: **14.00b**

Date: **2024-10-02**

<b>Cash</b>	<b>33907.00</b>		Cash-Oct24	Cash-Nov24	Cash-Dec24	Cash-Jan25	Cash-Feb25	Cash-Mar25	Cash-Apr25	Cash-May25	Cash-Jun25	Cash-Jul25	Cash-Aug25	Cash-Sep25
<b>3M</b>	<b>33893.00</b>	Cash	0.00b	30.00c	50.00c	15.00c	47.63b	97.63b	147.63b	212.63b	277.63b	337.63b	396.63b	471.63b
Oct24	<b>33907.00</b>													
Nov24	<b>33937.00</b>		Oct24-3M	Nov24-3M	Dec24-3M	3M-Jan25	3M-Feb25	3M-Mar25	3M-Apr25	3M-May25	3M-Jun25	3M-Jul25	3M-Aug25	3M-Sep25
Dec24	<b>33957.00</b>	3M	14.00b	44.00b	64.00b	29.00c	33.63b	83.63b	133.63b	198.63b	263.63b	323.63b	382.63b	457.63b
Jan25	<b>33922.00</b>													
Feb25	<b>33859.37</b>		Oct24-Nov24	Nov24-Dec24	Dec24-Jan25	Jan25-Feb25	Feb25-Mar25	Mar25-Apr25	Apr25-May25	May25-Jun25	Jun25-Jul25	Jul25-Aug25	Aug25-Sep25	Sep25-Oct25
Mar25	<b>33809.37</b>	3rd wed	30.00c	20.00c	35.00b	62.63b	50.00b	50.00b	65.00b	65.00b	60.00b	59.00b	75.00b	75.00b
Apr25	<b>33759.37</b>													
May25	<b>33694.37</b>		Nov24	Dec24	Jan25	Feb25	Mar25	Apr25	May25	Jun25	Jul25	Aug25	Sep25	Oct25
Jun25	<b>33629.37</b>	Oct24	30.00c	50.00c	15.00c	47.63b	97.63b	147.63b	212.63b	277.63b	337.63b	396.63b	471.63b	546.63b
Jul25	<b>33569.37</b>		Nov24	20.00c	15.00b	77.63b	127.63b	177.63b	242.63b	307.63b	367.63b	426.63b	501.63b	576.63b
Aug25	<b>33510.37</b>		Dec24	35.00b	97.63b	147.63b	197.63b	262.63b	327.63b	387.63b	446.63b	521.63b	596.63b	
Sep25	<b>33435.37</b>		Jan25	62.63b	112.63b	162.63b	227.63b	292.63b	352.63b	411.63b	486.63b	561.63b		
Oct25	<b>33360.37</b>		Feb25	50.00b	100.00b	165.00b	230.00b	290.00b	349.00b	424.00b	499.00b			
			Mar25	50.00b	115.00b	180.00b	240.00b	299.00b	374.00b	449.00b				
			Apr25	65.00b	130.00b	190.00b	249.00b	324.00b	399.00b					
			May25	65.00b	125.00b	184.00b	259.00b	334.00b						
			Jun25	60.00b	119.00b	194.00b	269.00b							
			Jul25	59.00b	134.00b	209.00b								
			Aug25	75.00b	150.00b									
			Sep25	75.00b										
			Oct25											



\*본 자료는 LME에서 공시하는 Valuation을 토대로 작성된 것으로 실제 거래 시의 스프레드와는 무관합니다.  
 \*\* Source: Reuters

