

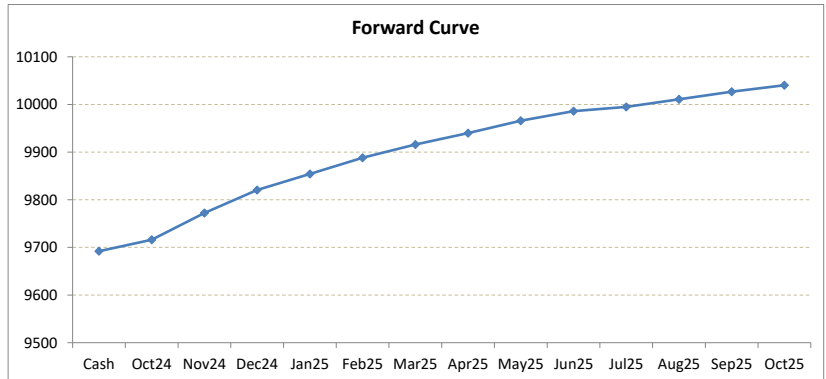
# LME Valuation - Copper

Cash - 3M: 136.99c

Date: 2024-09-30

**Cash 9692.01**  
**3M 9829.00**  
 Oct24 9716.07  
 Nov24 9772.25  
 Dec24 9820.35  
 Jan25 9854.05  
 Feb25 9888.07  
 Mar25 9915.82  
 Apr25 9939.82  
 May25 9965.82  
 Jun25 9985.82  
 Jul25 9994.82  
 Aug25 10010.82  
 Sep25 10026.82  
 Oct25 10040.32

	Cash-Oct24	Cash-Nov24	Cash-Dec24	Cash-Jan25	Cash-Feb25	Cash-Mar25	Cash-Apr25	Cash-May25	Cash-Jun25	Cash-Jul25	Cash-Aug25	Cash-Sep25
Cash	24.06c	80.24c	128.34c	162.04c	196.06c	223.81c	247.81c	273.81c	293.81c	302.81c	318.81c	334.81c
	Oct24-3M	Nov24-3M	Dec24-3M	3M-Jan25	3M-Feb25	3M-Mar25	3M-Apr25	3M-May25	3M-Jun25	3M-Jul25	3M-Aug25	3M-Sep25
3M	112.93c	56.75c	8.65c	25.05c	59.07c	86.82c	110.82c	136.82c	156.82c	165.82c	181.82c	197.82c
	Oct24-Nov24	Nov24-Dec24	Dec24-Jan25	Jan25-Feb25	Feb25-Mar25	Mar25-Apr25	Apr25-May25	May25-Jun25	Jun25-Jul25	Jul25-Aug25	Aug25-Sep25	Sep25-Oct25
3rd wed	56.18c	48.10c	33.70c	34.02c	27.75c	24.00c	26.00c	20.00c	9.00c	16.00c	16.00c	13.50c
	Nov24	Dec24	Jan25	Feb25	Mar25	Apr25	May25	Jun25	Jul25	Aug25	Sep25	Oct25
Oct24	56.18c	104.28c	137.98c	172.00c	199.75c	223.75c	249.75c	269.75c	278.75c	294.75c	310.75c	324.25c
	Nov24	48.10c	81.80c	115.82c	143.57c	167.57c	193.57c	213.57c	222.57c	238.57c	254.57c	268.07c
		Dec24	33.70c	67.72c	95.47c	119.47c	145.47c	165.47c	174.47c	190.47c	206.47c	219.97c
			Jan25	34.02c	61.77c	85.77c	111.77c	131.77c	140.77c	156.77c	172.77c	186.27c
				Feb25	27.75c	51.75c	77.75c	97.75c	106.75c	122.75c	138.75c	152.25c
					Mar25	24.00c	50.00c	70.00c	79.00c	95.00c	111.00c	124.50c
						Apr25	26.00c	46.00c	55.00c	71.00c	87.00c	100.50c
							May25	20.00c	29.00c	45.00c	61.00c	74.50c
								Jun25	9.00c	25.00c	41.00c	54.50c
									Jul25	16.00c	32.00c	45.50c
										Aug25	16.00c	29.50c
											Sep25	13.50c
												Oct25



\*본 자료는 LME에서 공시하는 Valuation을 토대로 작성된 것으로 실제 거래 시의 스프레드와는 무관합니다.  
 \*\* Source: Reuters

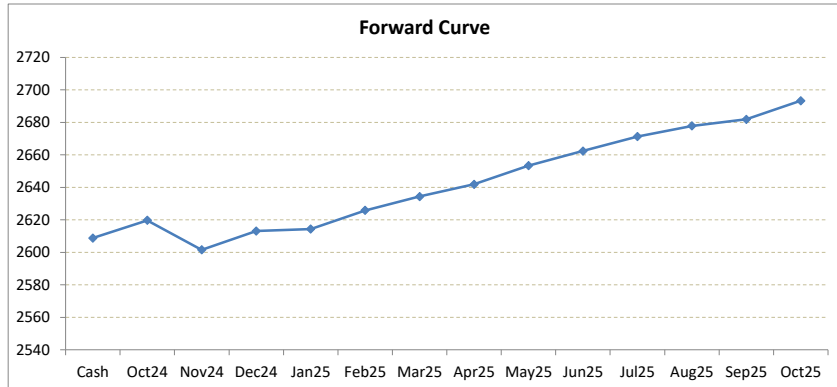


# LME Valuation - Aluminium

Cash - 3M: 2.78c

Date: 2024-09-30

Cash	2608.72		Cash-Oct24	Cash-Nov24	Cash-Dec24	Cash-Jan25	Cash-Feb25	Cash-Mar25	Cash-Apr25	Cash-May25	Cash-Jun25	Cash-Jul25	Cash-Aug25	Cash-Sep25
<b>3M</b>	<b>2611.50</b>	Cash	11.03c	7.11b	4.41c	5.62c	17.12c	25.62c	33.12c	44.62c	53.62c	62.62c	69.13c	73.13c
Oct24	<b>2619.75</b>													
Nov24	<b>2601.61</b>													
Dec24	<b>2613.13</b>	3M	8.25b	9.89c	1.63b	2.84c	14.34c	22.84c	30.34c	41.84c	50.84c	59.84c	66.35c	70.35c
Jan25	<b>2614.34</b>													
Feb25	<b>2625.84</b>													
Mar25	<b>2634.34</b>	3rd wed	18.14b	11.52c	1.21c	11.50c	8.50c	7.50c	11.50c	9.00c	9.00c	6.51c	4.00c	11.49c
Apr25	<b>2641.84</b>													
May25	<b>2653.34</b>													
Jun25	<b>2662.34</b>	Oct24	18.14b	6.62b	5.41b	6.09c	14.59c	22.09c	33.59c	42.59c	51.59c	58.10c	62.10c	73.59c
Jul25	<b>2671.34</b>		Nov24	11.52c	12.73c	24.23c	32.73c	40.23c	51.73c	60.73c	69.73c	76.24c	80.24c	91.73c
Aug25	<b>2677.85</b>			Dec24	1.21c	12.71c	21.21c	28.71c	40.21c	49.21c	58.21c	64.72c	68.72c	80.21c
Sep25	<b>2681.85</b>				Jan25	11.50c	20.00c	27.50c	39.00c	48.00c	57.00c	63.51c	67.51c	79.00c
Oct25	<b>2693.34</b>					Feb25	8.50c	16.00c	27.50c	36.50c	45.50c	52.01c	56.01c	67.50c
							Mar25	7.50c	19.00c	28.00c	37.00c	43.51c	47.51c	59.00c
								Apr25	11.50c	20.50c	29.50c	36.01c	40.01c	51.50c
									May25	9.00c	18.00c	24.51c	28.51c	40.00c
										Jun25	9.00c	15.51c	19.51c	31.00c
											Jul25	6.51c	10.51c	22.00c
												Aug25	4.00c	15.49c
													Sep25	11.49c
														Oct25



\*본 자료는 LME에서 공시하는 Valuation을 토대로 작성된 것으로 실제 거래 시의 스프레드와는 무관합니다.  
 \*\* Source: Reuters



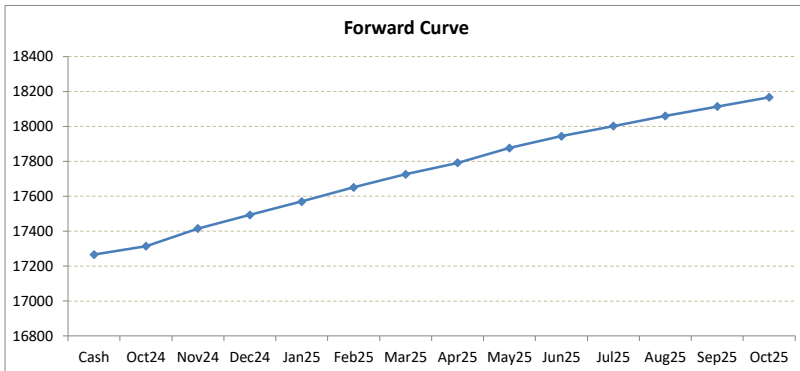
# LME Valuation - Nickel

Cash - 3M: 247.70c

Date: 2024-09-30

**Cash 17266.30**  
**3M 17514.00**  
 Oct24 **17314.47**  
 Nov24 **17415.48**  
 Dec24 **17493.35**  
 Jan25 **17569.79**  
 Feb25 **17650.79**  
 Mar25 **17725.79**  
 Apr25 **17791.49**  
 May25 **17876.49**  
 Jun25 **17943.91**  
 Jul25 **18001.91**  
 Aug25 **18059.91**  
 Sep25 **18113.91**  
 Oct25 **18166.91**

	Cash-Oct24	Cash-Nov24	Cash-Dec24	Cash-Jan25	Cash-Feb25	Cash-Mar25	Cash-Apr25	Cash-May25	Cash-Jun25	Cash-Jul25	Cash-Aug25	Cash-Sep25	
Cash	48.17c	149.18c	227.05c	303.49c	384.49c	459.49c	525.19c	610.19c	677.61c	735.61c	793.61c	847.61c	
	Oct24-3M	Nov24-3M	Dec24-3M	3M-Jan25	3M-Feb25	3M-Mar25	3M-Apr25	3M-May25	3M-Jun25	3M-Jul25	3M-Aug25	3M-Sep25	
3M	199.53c	98.52c	20.65c	55.79c	136.79c	211.79c	277.49c	362.49c	429.91c	487.91c	545.91c	599.91c	
	Oct24-Nov24	Nov24-Dec24	Dec24-Jan25	Jan25-Feb25	Feb25-Mar25	Mar25-Apr25	Apr25-May25	May25-Jun25	Jun25-Jul25	Jul25-Aug25	Aug25-Sep25	Sep25-Oct25	
3rd wed	101.01c	77.87c	76.44c	81.00c	75.00c	65.70c	85.00c	67.42c	58.00c	58.00c	54.00c	53.00c	
	Nov24	Dec24	Jan25	Feb25	Mar25	Apr25	May25	Jun25	Jul25	Aug25	Sep25	Oct25	
Oct24	101.01c	178.88c	255.32c	336.32c	411.32c	477.02c	562.02c	629.44c	687.44c	745.44c	799.44c	852.44c	
Nov24		77.87c	154.31c	235.31c	310.31c	376.01c	461.01c	528.43c	586.43c	644.43c	698.43c	751.43c	
Dec24			76.44c	157.44c	232.44c	298.14c	383.14c	450.56c	508.56c	566.56c	620.56c	673.56c	
Jan25				81.00c	156.00c	221.70c	306.70c	374.12c	432.12c	490.12c	544.12c	597.12c	
Feb25					75.00c	140.70c	225.70c	293.12c	351.12c	409.12c	463.12c	516.12c	
Mar25						65.70c	150.70c	218.12c	276.12c	334.12c	388.12c	441.12c	
Apr25							85.00c	152.42c	210.42c	268.42c	322.42c	375.42c	
May25								67.42c	125.42c	183.42c	237.42c	290.42c	
Jun25									58.00c	116.00c	170.00c	223.00c	
Jul25										58.00c	112.00c	165.00c	
Aug25											54.00c	107.00c	
Sep25												53.00c	
Oct25													53.00c



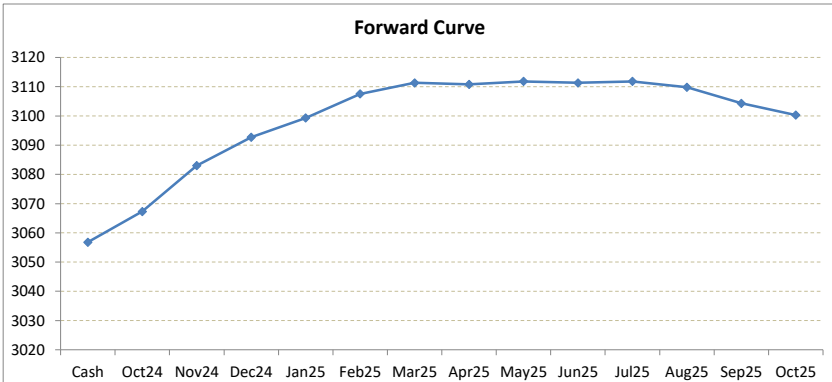
\*본 자료는 LME에서 공시하는 Valuation을 토대로 작성된 것으로 실제 거래 시의 스프레드와는 무관합니다.  
 \*\* Source: Reuters

# LME Valuation - Zinc

Cash - 3M: **34.22c**

Date: **2024-09-30**

<b>Cash</b>	<b>3056.78</b>		Cash-Oct24	Cash-Nov24	Cash-Dec24	Cash-Jan25	Cash-Feb25	Cash-Mar25	Cash-Apr25	Cash-May25	Cash-Jun25	Cash-Jul25	Cash-Aug25	Cash-Sep25
<b>3M</b>	<b>3091.00</b>	Cash	10.50c	26.23c	35.91c	42.52c	50.77c	54.52c	54.02c	55.02c	54.52c	55.02c	53.02c	47.52c
Oct24	<b>3067.28</b>													
Nov24	<b>3083.01</b>		Oct24-3M	Nov24-3M	Dec24-3M	3M-Jan25	3M-Feb25	3M-Mar25	3M-Apr25	3M-May25	3M-Jun25	3M-Jul25	3M-Aug25	3M-Sep25
Dec24	<b>3092.69</b>	3M	23.72c	7.99c	1.69b	8.30c	16.55c	20.30c	19.80c	20.80c	20.30c	20.80c	18.80c	13.30c
Jan25	<b>3099.30</b>													
Feb25	<b>3107.55</b>		Oct24-Nov24	Nov24-Dec24	Dec24-Jan25	Jan25-Feb25	Feb25-Mar25	Mar25-Apr25	Apr25-May25	May25-Jun25	Jun25-Jul25	Jul25-Aug25	Aug25-Sep25	Sep25-Oct25
Mar25	<b>3111.30</b>	3rd wed	15.73c	9.68c	6.61c	8.25c	3.75c	0.50b	1.00c	0.50b	0.50c	2.00b	5.50b	4.00b
Apr25	<b>3110.80</b>													
May25	<b>3111.80</b>		Nov24	Dec24	Jan25	Feb25	Mar25	Apr25	May25	Jun25	Jul25	Aug25	Sep25	Oct25
Jun25	<b>3111.30</b>	Oct24	15.73c	25.41c	32.02c	40.27c	44.02c	43.52c	44.52c	44.02c	44.52c	42.52c	37.02c	33.02c
Jul25	<b>3111.80</b>		Nov24	9.68c	16.29c	24.54c	28.29c	27.79c	28.79c	28.29c	28.79c	26.79c	21.29c	17.29c
Aug25	<b>3109.80</b>			Dec24	6.61c	14.86c	18.61c	18.11c	19.11c	18.61c	19.11c	17.11c	11.61c	7.61c
Sep25	<b>3104.30</b>				Jan25	8.25c	12.00c	11.50c	12.50c	12.00c	12.50c	10.50c	5.00c	1.00c
Oct25	<b>3100.30</b>					Feb25	3.75c	3.25c	4.25c	3.75c	4.25c	2.25c	3.25b	7.25b
							Mar25	0.50b	0.50c	0.00b	0.50c	1.50b	7.00b	11.00b
								Apr25	1.00c	0.50c	1.00c	1.00b	6.50b	10.50b
									May25	0.50b	0.00b	2.00b	7.50b	11.50b
										Jun25	0.50c	1.50b	7.00b	11.00b
											Jul25	2.00b	7.50b	11.50b
												Aug25	5.50b	9.50b
													Sep25	4.00b
														Oct25



\*본 자료는 LME에서 공시하는 Valuation을 토대로 작성된 것으로 실제 거래 시의 스프레드와는 무관합니다.  
 \*\* Source: Reuters



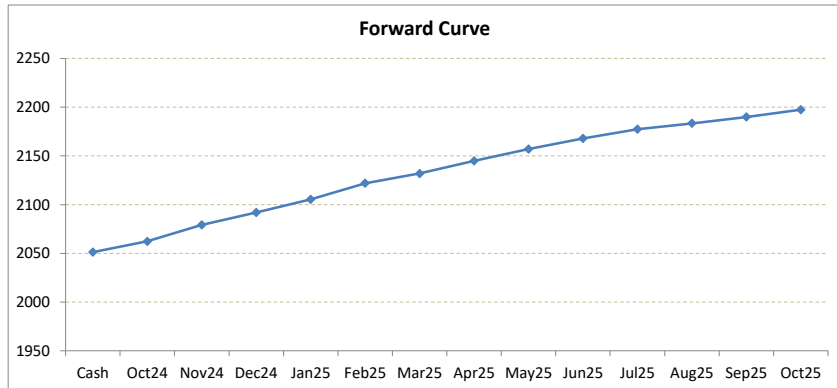
# LME Valuation - Lead

Cash - 3M: **44.72c**

Date: **2024-09-30**

**Cash 2051.28**  
**3M 2096.00**  
 Oct24 **2062.28**  
 Nov24 **2079.27**  
 Dec24 **2091.90**  
 Jan25 **2105.44**  
 Feb25 **2121.94**  
 Mar25 **2131.94**  
 Apr25 **2144.94**  
 May25 **2156.94**  
 Jun25 **2167.94**  
 Jul25 **2177.44**  
 Aug25 **2183.44**  
 Sep25 **2189.94**  
 Oct25 **2197.44**

	Cash-Oct24	Cash-Nov24	Cash-Dec24	Cash-Jan25	Cash-Feb25	Cash-Mar25	Cash-Apr25	Cash-May25	Cash-Jun25	Cash-Jul25	Cash-Aug25	Cash-Sep25	
Cash	11.00c	27.99c	40.62c	54.16c	70.66c	80.66c	93.66c	105.66c	116.66c	126.16c	132.16c	138.66c	
	Oct24-3M	Nov24-3M	Dec24-3M	3M-Jan25	3M-Feb25	3M-Mar25	3M-Apr25	3M-May25	3M-Jun25	3M-Jul25	3M-Aug25	3M-Sep25	
3M	33.72c	16.73c	4.10c	9.44c	25.94c	35.94c	48.94c	60.94c	71.94c	81.44c	87.44c	93.94c	
	Oct24-Nov24	Nov24-Dec24	Dec24-Jan25	Jan25-Feb25	Feb25-Mar25	Mar25-Apr25	Apr25-May25	May25-Jun25	Jun25-Jul25	Jul25-Aug25	Aug25-Sep25	Sep25-Oct25	
3rd wed	16.99c	12.63c	13.54c	16.50c	10.00c	13.00c	12.00c	11.00c	9.50c	6.00c	6.50c	7.50c	
	Nov24	Dec24	Jan25	Feb25	Mar25	Apr25	May25	Jun25	Jul25	Aug25	Sep25	Oct25	
Oct24	16.99c	29.62c	43.16c	59.66c	69.66c	82.66c	94.66c	105.66c	115.16c	121.16c	127.66c	135.16c	
	Nov24	Dec24	Jan25	Feb25	Mar25	Apr25	May25	Jun25	Jul25	Aug25	Sep25	Oct25	
Nov24		12.63c	26.17c	42.67c	52.67c	65.67c	77.67c	88.67c	98.17c	104.17c	110.67c	118.17c	
Dec24			13.54c	30.04c	40.04c	53.04c	65.04c	76.04c	85.54c	91.54c	98.04c	105.54c	
Jan25				16.50c	26.50c	39.50c	51.50c	62.50c	72.00c	78.00c	84.50c	92.00c	
Feb25					10.00c	23.00c	35.00c	46.00c	55.50c	61.50c	68.00c	75.50c	
Mar25						13.00c	25.00c	36.00c	45.50c	51.50c	58.00c	65.50c	
Apr25							12.00c	23.00c	32.50c	38.50c	45.00c	52.50c	
May25								11.00c	20.50c	26.50c	33.00c	40.50c	
Jun25									9.50c	15.50c	22.00c	29.50c	
Jul25										6.00c	12.50c	20.00c	
Aug25											6.50c	14.00c	
Sep25												7.50c	
Oct25													



\*본 자료는 LME에서 공시하는 Valuation을 토대로 작성된 것으로 실제 거래 시의 스프레드와는 무관합니다.  
 \*\* Source: Reuters

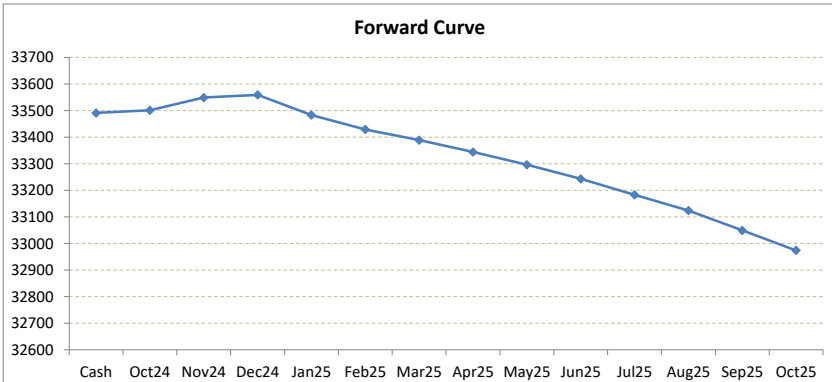


# LME Valuation - Tin

Cash - 3M: **32.99b**

Date: **2024-09-30**

<b>Cash</b>	<b>33490.99</b>		Cash-Oct24	Cash-Nov24	Cash-Dec24	Cash-Jan25	Cash-Feb25	Cash-Mar25	Cash-Apr25	Cash-May25	Cash-Jun25	Cash-Jul25	Cash-Aug25	Cash-Sep25
<b>3M</b>	<b>33458.00</b>	Cash	10.00c	58.00c	68.00c	7.99b	61.93b	101.93b	146.93b	194.93b	247.99b	307.99b	366.99b	441.99b
Oct24	<b>33500.99</b>													
Nov24	<b>33548.99</b>		Oct24-3M	Nov24-3M	Dec24-3M	3M-Jan25	3M-Feb25	3M-Mar25	3M-Apr25	3M-May25	3M-Jun25	3M-Jul25	3M-Aug25	3M-Sep25
Dec24	<b>33558.99</b>	3M	42.99b	90.99b	100.99b	25.00c	28.94b	68.94b	113.94b	161.94b	215.00b	275.00b	334.00b	409.00b
Jan25	<b>33483.00</b>													
Feb25	<b>33429.06</b>		Oct24-Nov24	Nov24-Dec24	Dec24-Jan25	Jan25-Feb25	Feb25-Mar25	Mar25-Apr25	Apr25-May25	May25-Jun25	Jun25-Jul25	Jul25-Aug25	Aug25-Sep25	Sep25-Oct25
Mar25	<b>33389.06</b>	3rd wed	48.00c	10.00c	75.99b	53.94b	40.00b	45.00b	48.00b	53.06b	60.00b	59.00b	75.00b	75.00b
Apr25	<b>33344.06</b>													
May25	<b>33296.06</b>		Nov24	Dec24	Jan25	Feb25	Mar25	Apr25	May25	Jun25	Jul25	Aug25	Sep25	Oct25
Jun25	<b>33243.00</b>	Oct24	48.00c	58.00c	17.99b	71.93b	111.93b	156.93b	204.93b	257.99b	317.99b	376.99b	451.99b	526.99b
Jul25	<b>33183.00</b>		Nov24	10.00c	65.99b	119.93b	159.93b	204.93b	252.93b	305.99b	365.99b	424.99b	499.99b	574.99b
Aug25	<b>33124.00</b>			Dec24	75.99b	129.93b	169.93b	214.93b	262.93b	315.99b	375.99b	434.99b	509.99b	584.99b
Sep25	<b>33049.00</b>				Jan25	53.94b	93.94b	138.94b	186.94b	240.00b	300.00b	359.00b	434.00b	509.00b
Oct25	<b>32974.00</b>					Feb25	40.00b	85.00b	133.00b	186.06b	246.06b	305.06b	380.06b	455.06b
							Mar25	45.00b	93.00b	146.06b	206.06b	265.06b	340.06b	415.06b
								Apr25	48.00b	101.06b	161.06b	220.06b	295.06b	370.06b
									May25	53.06b	113.06b	172.06b	247.06b	322.06b
										Jun25	60.00b	119.00b	194.00b	269.00b
											Jul25	59.00b	134.00b	209.00b
												Aug25	75.00b	150.00b
													Sep25	75.00b
														Oct25



\*본 자료는 LME에서 공시하는 Valuation을 토대로 작성된 것으로 실제 거래 시의 스프레드와는 무관합니다.  
 \*\* Source: Reuters

