

# LME Valuation - Copper

Cash - 3M: 135.66c

Date: 2024-09-26

Cash 9944.84

3M 10080.50

Oct24 9975.10

Nov24 10030.01

Dec24 10076.52

Jan25 10110.82

Feb25 10143.32

Mar25 10169.52

Apr25 10189.52

May25 10213.52

Jun25 10235.52

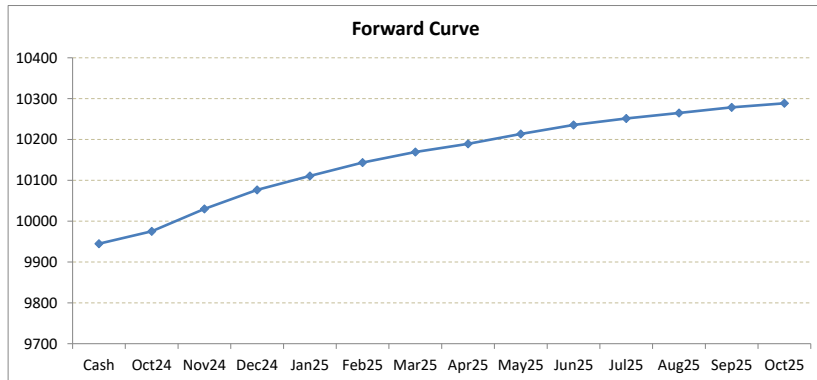
Jul25 10251.52

Aug25 10265.02

Sep25 10278.52

Oct25 10288.52

	Cash-Oct24	Cash-Nov24	Cash-Dec24	Cash-Jan25	Cash-Feb25	Cash-Mar25	Cash-Apr25	Cash-May25	Cash-Jun25	Cash-Jul25	Cash-Aug25	Cash-Sep25
Cash	30.26c	85.17c	131.68c	165.98c	198.48c	224.68c	244.68c	268.68c	290.68c	306.68c	320.18c	333.68c
	Oct24-3M	Nov24-3M	Dec24-3M	3M-Jan25	3M-Feb25	3M-Mar25	3M-Apr25	3M-May25	3M-Jun25	3M-Jul25	3M-Aug25	3M-Sep25
3M	105.40c	50.49c	3.98c	30.32c	62.82c	89.02c	109.02c	133.02c	155.02c	171.02c	184.52c	198.02c
	Oct24-Nov24	Nov24-Dec24	Dec24-Jan25	Jan25-Feb25	Feb25-Mar25	Mar25-Apr25	Apr25-May25	May25-Jun25	Jun25-Jul25	Jul25-Aug25	Aug25-Sep25	Sep25-Oct25
3rd wed	54.91c	46.51c	34.30c	32.50c	26.20c	20.00c	24.00c	22.00c	16.00c	13.50c	13.50c	10.00c
	Nov24	Dec24	Jan25	Feb25	Mar25	Apr25	May25	Jun25	Jul25	Aug25	Sep25	Oct25
Oct24	54.91c	101.42c	135.72c	168.22c	194.42c	214.42c	238.42c	260.42c	276.42c	289.92c	303.42c	313.42c
	Nov24	46.51c	80.81c	113.31c	139.51c	159.51c	183.51c	205.51c	221.51c	235.01c	248.51c	258.51c
		Dec24	34.30c	66.80c	93.00c	113.00c	137.00c	159.00c	175.00c	188.50c	202.00c	212.00c
			Jan25	32.50c	58.70c	78.70c	102.70c	124.70c	140.70c	154.20c	167.70c	177.70c
				Feb25	26.20c	46.20c	70.20c	92.20c	108.20c	121.70c	135.20c	145.20c
					Mar25	20.00c	44.00c	66.00c	82.00c	95.50c	109.00c	119.00c
						Apr25	24.00c	46.00c	62.00c	75.50c	89.00c	99.00c
							May25	22.00c	38.00c	51.50c	65.00c	75.00c
								Jun25	16.00c	29.50c	43.00c	53.00c
									Jul25	13.50c	27.00c	37.00c
										Aug25	13.50c	23.50c
											Sep25	10.00c
												Oct25



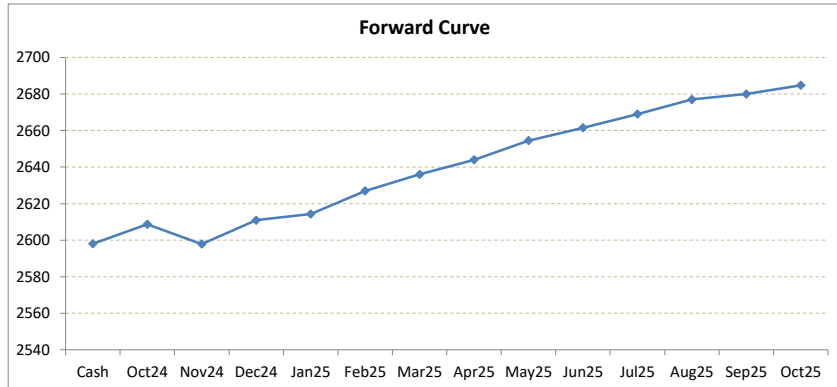
\*본 자료는 LME에서 공시하는 Valuation을 토대로 작성된 것으로 실제 거래 시의 스프레드와는 무관합니다.  
 \*\* Source: Reuters

# LME Valuation - Aluminium

Cash - 3M: 13.48c

Date: 2024-09-26

Cash	2598.02		Cash-Oct24	Cash-Nov24	Cash-Dec24	Cash-Jan25	Cash-Feb25	Cash-Mar25	Cash-Apr25	Cash-May25	Cash-Jun25	Cash-Jul25	Cash-Aug25	Cash-Sep25
3M	2611.50	Cash	10.64c	0.16b	12.91c	16.23c	28.98c	37.98c	45.98c	56.48c	63.48c	70.98c	78.98c	81.98c
Oct24	2608.66													
Nov24	2597.86													
Dec24	2610.93	3M	2.84c	13.64c	0.57c	2.75c	15.50c	24.50c	32.50c	43.00c	50.00c	57.50c	65.50c	68.50c
Jan25	2614.25													
Feb25	2627.00													
Mar25	2636.00	3rd wed	10.80b	13.07c	3.32c	12.75c	9.00c	8.00c	10.50c	7.00c	7.50c	8.00c	3.00c	4.75c
Apr25	2644.00													
May25	2654.50													
Jun25	2661.50	Oct24	10.80b	2.27c	5.59c	18.34c	27.34c	35.34c	45.84c	52.84c	60.34c	68.34c	71.34c	76.09c
Jul25	2669.00		Nov24	13.07c	16.39c	29.14c	38.14c	46.14c	56.64c	63.64c	71.14c	79.14c	82.14c	86.89c
Aug25	2677.00			Dec24	3.32c	16.07c	25.07c	33.07c	43.57c	50.57c	58.07c	66.07c	69.07c	73.82c
Sep25	2680.00				Jan25	12.75c	21.75c	29.75c	40.25c	47.25c	54.75c	62.75c	65.75c	70.50c
Oct25	2684.75					Feb25	9.00c	17.00c	27.50c	34.50c	42.00c	50.00c	53.00c	57.75c
							Mar25	8.00c	18.50c	25.50c	33.00c	41.00c	44.00c	48.75c
								Apr25	10.50c	17.50c	25.00c	33.00c	36.00c	40.75c
									May25	7.00c	14.50c	22.50c	25.50c	30.25c
										Jun25	7.50c	15.50c	18.50c	23.25c
											Jul25	8.00c	11.00c	15.75c
												Aug25	3.00c	7.75c
													Sep25	4.75c
														Oct25



\*본 자료는 LME에서 공시하는 Valuation을 토대로 작성된 것으로 실제 거래 시의 스프레드와는 무관합니다.  
 \*\* Source: Reuters

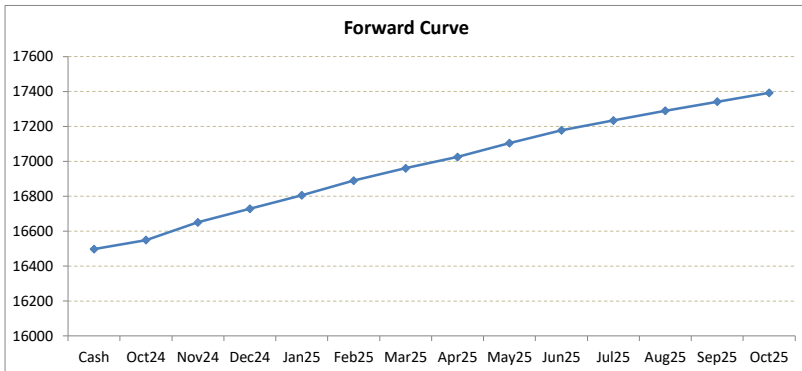
# LME Valuation - Nickel

Cash - 3M: 247.49c

Date: 2024-09-26

**Cash 16497.51**  
**3M 16745.00**  
 Oct24 **16549.58**  
 Nov24 **16650.58**  
 Dec24 **16728.58**  
 Jan25 **16805.68**  
 Feb25 **16889.68**  
 Mar25 **16960.68**  
 Apr25 **17024.58**  
 May25 **17104.58**  
 Jun25 **17177.58**  
 Jul25 **17233.58**  
 Aug25 **17289.58**  
 Sep25 **17341.58**  
 Oct25 **17392.58**

	Cash-Oct24	Cash-Nov24	Cash-Dec24	Cash-Jan25	Cash-Feb25	Cash-Mar25	Cash-Apr25	Cash-May25	Cash-Jun25	Cash-Jul25	Cash-Aug25	Cash-Sep25
Cash	52.07c	153.07c	231.07c	308.17c	392.17c	463.17c	527.07c	607.07c	680.07c	736.07c	792.07c	844.07c
	Oct24-3M	Nov24-3M	Dec24-3M	3M-Jan25	3M-Feb25	3M-Mar25	3M-Apr25	3M-May25	3M-Jun25	3M-Jul25	3M-Aug25	3M-Sep25
3M	195.42c	94.42c	16.42c	60.68c	144.68c	215.68c	279.58c	359.58c	432.58c	488.58c	544.58c	596.58c
	Oct24-Nov24	Nov24-Dec24	Dec24-Jan25	Jan25-Feb25	Feb25-Mar25	Mar25-Apr25	Apr25-May25	May25-Jun25	Jun25-Jul25	Jul25-Aug25	Aug25-Sep25	Sep25-Oct25
3rd wed	101.00c	78.00c	77.10c	84.00c	71.00c	63.90c	80.00c	73.00c	56.00c	56.00c	52.00c	51.00c
	Nov24	Dec24	Jan25	Feb25	Mar25	Apr25	May25	Jun25	Jul25	Aug25	Sep25	Oct25
Oct24	101.00c	179.00c	256.10c	340.10c	411.10c	475.00c	555.00c	628.00c	684.00c	740.00c	792.00c	843.00c
Nov24		78.00c	155.10c	239.10c	310.10c	374.00c	454.00c	527.00c	583.00c	639.00c	691.00c	742.00c
Dec24			77.10c	161.10c	232.10c	296.00c	376.00c	449.00c	505.00c	561.00c	613.00c	664.00c
Jan25				84.00c	155.00c	218.90c	298.90c	371.90c	427.90c	483.90c	535.90c	586.90c
Feb25					71.00c	134.90c	214.90c	287.90c	343.90c	399.90c	451.90c	502.90c
Mar25						63.90c	143.90c	216.90c	272.90c	328.90c	380.90c	431.90c
Apr25							80.00c	153.00c	209.00c	265.00c	317.00c	368.00c
May25								73.00c	129.00c	185.00c	237.00c	288.00c
Jun25									56.00c	112.00c	164.00c	215.00c
Jul25										56.00c	108.00c	159.00c
Aug25											52.00c	103.00c
Sep25												51.00c
Oct25												



\*본 자료는 LME에서 공시하는 Valuation을 토대로 작성된 것으로 실제 거래 시의 스프레드와는 무관합니다.

\*\* Source: Reuters

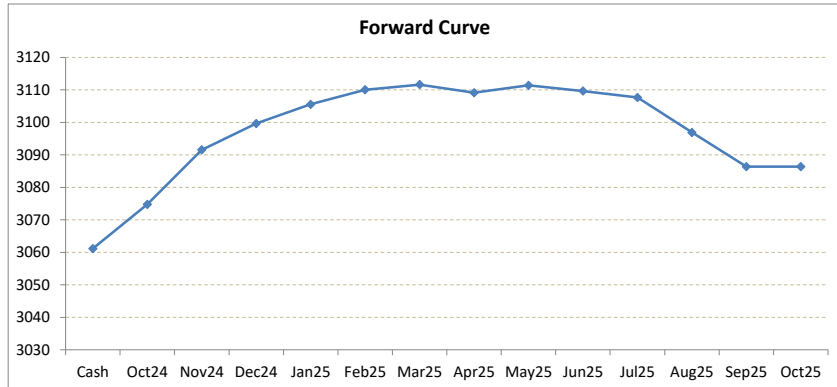
# LME Valuation - Zinc

Cash - 3M: **37.84c**

Date: **2024-09-26**

**Cash 3061.16**  
**3M 3099.00**  
 Oct24 **3074.78**  
 Nov24 **3091.55**  
 Dec24 **3099.65**  
 Jan25 **3105.56**  
 Feb25 **3110.06**  
 Mar25 **3111.65**  
 Apr25 **3109.15**  
 May25 **3111.40**  
 Jun25 **3109.65**  
 Jul25 **3107.65**  
 Aug25 **3096.90**  
 Sep25 **3086.40**  
 Oct25 **3086.40**

	Cash-Oct24	Cash-Nov24	Cash-Dec24	Cash-Jan25	Cash-Feb25	Cash-Mar25	Cash-Apr25	Cash-May25	Cash-Jun25	Cash-Jul25	Cash-Aug25	Cash-Sep25
Cash	13.62c	30.39c	38.49c	44.40c	48.90c	50.49c	47.99c	50.24c	48.49c	46.49c	35.74c	25.24c
	Oct24-3M	Nov24-3M	Dec24-3M	3M-Jan25	3M-Feb25	3M-Mar25	3M-Apr25	3M-May25	3M-Jun25	3M-Jul25	3M-Aug25	3M-Sep25
3M	24.22c	7.45c	0.65b	6.56c	11.06c	12.65c	10.15c	12.40c	10.65c	8.65c	2.10b	12.60b
	Oct24-Nov24	Nov24-Dec24	Dec24-Jan25	Jan25-Feb25	Feb25-Mar25	Mar25-Apr25	Apr25-May25	May25-Jun25	Jun25-Jul25	Jul25-Aug25	Aug25-Sep25	Sep25-Oct25
3rd wed	16.77c	8.10c	5.91c	4.50c	1.59c	2.50b	2.25c	1.75b	2.00b	10.75b	10.50b	0.00b
	Nov24	Dec24	Jan25	Feb25	Mar25	Apr25	May25	Jun25	Jul25	Aug25	Sep25	Oct25
Oct24	16.77c	24.87c	30.78c	35.28c	36.87c	34.37c	36.62c	34.87c	32.87c	22.12c	11.62c	11.62c
	Nov24	Dec24	Jan25	Feb25	Mar25	Apr25	May25	Jun25	Jul25	Aug25	Sep25	Oct25
Nov24	8.10c	14.01c	18.51c	20.10c	17.60c	19.85c	18.10c	16.10c	5.35c	5.15b	5.15b	
	Nov24	Dec24	Jan25	Feb25	Mar25	Apr25	May25	Jun25	Jul25	Aug25	Sep25	Oct25
Dec24	5.91c	10.41c	12.00c	9.50c	11.75c	10.00c	8.00c	2.75b	13.25b	13.25b		
	Nov24	Dec24	Jan25	Feb25	Mar25	Apr25	May25	Jun25	Jul25	Aug25	Sep25	Oct25
Jan25	4.50c	6.09c	3.59c	5.84c	4.09c	2.09c	8.66b	19.16b	19.16b			
	Nov24	Dec24	Jan25	Feb25	Mar25	Apr25	May25	Jun25	Jul25	Aug25	Sep25	Oct25
Feb25	1.59c	0.91b	1.34c	0.41b	2.41b	13.16b	23.66b	23.66b				
	Nov24	Dec24	Jan25	Feb25	Mar25	Apr25	May25	Jun25	Jul25	Aug25	Sep25	Oct25
Mar25	2.50b	0.25b	2.00b	4.00b	14.75b	25.25b	25.25b					
	Nov24	Dec24	Jan25	Feb25	Mar25	Apr25	May25	Jun25	Jul25	Aug25	Sep25	Oct25
Apr25	2.25c	0.50c	1.50b	12.25b	22.75b	22.75b						
	Nov24	Dec24	Jan25	Feb25	Mar25	Apr25	May25	Jun25	Jul25	Aug25	Sep25	Oct25
May25	1.75b	3.75b	14.50b	25.00b	25.00b							
	Nov24	Dec24	Jan25	Feb25	Mar25	Apr25	May25	Jun25	Jul25	Aug25	Sep25	Oct25
Jun25	2.00b	12.75b	23.25b	23.25b								
	Nov24	Dec24	Jan25	Feb25	Mar25	Apr25	May25	Jun25	Jul25	Aug25	Sep25	Oct25
Jul25	10.75b	21.25b	21.25b									
	Nov24	Dec24	Jan25	Feb25	Mar25	Apr25	May25	Jun25	Jul25	Aug25	Sep25	Oct25
Aug25	10.50b	10.50b										
	Nov24	Dec24	Jan25	Feb25	Mar25	Apr25	May25	Jun25	Jul25	Aug25	Sep25	Oct25
Sep25	0.00b											
	Nov24	Dec24	Jan25	Feb25	Mar25	Apr25	May25	Jun25	Jul25	Aug25	Sep25	Oct25
Oct25												



\*본 자료는 LME에서 공시하는 Valuation을 토대로 작성된 것으로 실제 거래 시의 스프레드와는 무관합니다.  
 \*\* Source: Reuters



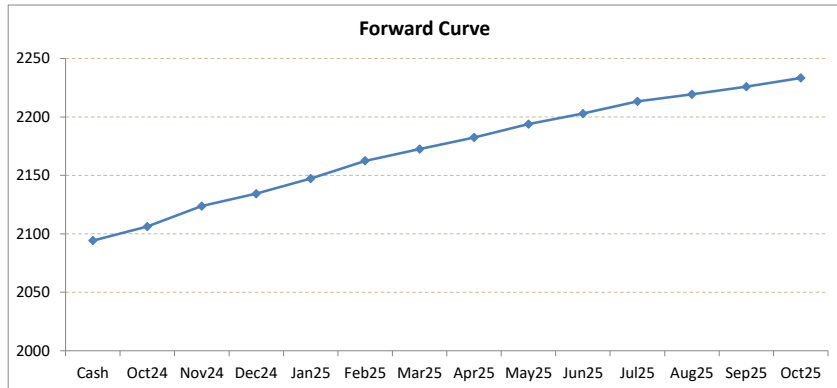
# LME Valuation - Lead

Cash - 3M: 42.74c

Date: 2024-09-26

**Cash 2094.26**  
**3M 2137.00**  
 Oct24 **2106.26**  
 Nov24 **2123.71**  
 Dec24 **2134.34**  
 Jan25 **2147.23**  
 Feb25 **2162.47**  
 Mar25 **2172.47**  
 Apr25 **2182.47**  
 May25 **2193.84**  
 Jun25 **2202.84**  
 Jul25 **2213.34**  
 Aug25 **2219.34**  
 Sep25 **2225.84**  
 Oct25 **2233.34**

	Cash-Oct24	Cash-Nov24	Cash-Dec24	Cash-Jan25	Cash-Feb25	Cash-Mar25	Cash-Apr25	Cash-May25	Cash-Jun25	Cash-Jul25	Cash-Aug25	Cash-Sep25
Cash	12.00c	29.45c	40.08c	52.97c	68.21c	78.21c	88.21c	99.58c	108.58c	119.08c	125.08c	131.58c
	Oct24-3M	Nov24-3M	Dec24-3M	3M-Jan25	3M-Feb25	3M-Mar25	3M-Apr25	3M-May25	3M-Jun25	3M-Jul25	3M-Aug25	3M-Sep25
3M	30.74c	13.29c	2.66c	10.23c	25.47c	35.47c	45.47c	56.84c	65.84c	76.34c	82.34c	88.84c
	Oct24-Nov24	Nov24-Dec24	Dec24-Jan25	Jan25-Feb25	Feb25-Mar25	Mar25-Apr25	Apr25-May25	May25-Jun25	Jun25-Jul25	Jul25-Aug25	Aug25-Sep25	Sep25-Oct25
3rd wed	17.45c	10.63c	12.89c	15.24c	10.00c	10.00c	11.37c	9.00c	10.50c	6.00c	6.50c	7.50c
	Nov24	Dec24	Jan25	Feb25	Mar25	Apr25	May25	Jun25	Jul25	Aug25	Sep25	Oct25
Oct24	17.45c	28.08c	40.97c	56.21c	66.21c	76.21c	87.58c	96.58c	107.08c	113.08c	119.58c	127.08c
	Nov24	Dec24	Jan25	Feb25	Mar25	Apr25	May25	Jun25	Jul25	Aug25	Sep25	Oct25
Nov24		10.63c	23.52c	38.76c	48.76c	58.76c	70.13c	79.13c	89.63c	95.63c	102.13c	109.63c
	Nov24	Dec24	Jan25	Feb25	Mar25	Apr25	May25	Jun25	Jul25	Aug25	Sep25	Oct25
Dec24			12.89c	28.13c	38.13c	48.13c	59.50c	68.50c	79.00c	85.00c	91.50c	99.00c
	Nov24	Dec24	Jan25	Feb25	Mar25	Apr25	May25	Jun25	Jul25	Aug25	Sep25	Oct25
Jan25				15.24c	25.24c	35.24c	46.61c	55.61c	66.11c	72.11c	78.61c	86.11c
	Nov24	Dec24	Jan25	Feb25	Mar25	Apr25	May25	Jun25	Jul25	Aug25	Sep25	Oct25
Feb25					10.00c	20.00c	31.37c	40.37c	50.87c	56.87c	63.37c	70.87c
	Nov24	Dec24	Jan25	Feb25	Mar25	Apr25	May25	Jun25	Jul25	Aug25	Sep25	Oct25
Mar25						10.00c	21.37c	30.37c	40.87c	46.87c	53.37c	60.87c
	Nov24	Dec24	Jan25	Feb25	Mar25	Apr25	May25	Jun25	Jul25	Aug25	Sep25	Oct25
Apr25							11.37c	20.37c	30.87c	36.87c	43.37c	50.87c
	Nov24	Dec24	Jan25	Feb25	Mar25	Apr25	May25	Jun25	Jul25	Aug25	Sep25	Oct25
May25								9.00c	19.50c	25.50c	32.00c	39.50c
	Nov24	Dec24	Jan25	Feb25	Mar25	Apr25	May25	Jun25	Jul25	Aug25	Sep25	Oct25
Jun25									10.50c	16.50c	23.00c	30.50c
	Nov24	Dec24	Jan25	Feb25	Mar25	Apr25	May25	Jun25	Jul25	Aug25	Sep25	Oct25
Jul25										6.00c	12.50c	20.00c
	Nov24	Dec24	Jan25	Feb25	Mar25	Apr25	May25	Jun25	Jul25	Aug25	Sep25	Oct25
Aug25											6.50c	14.00c
	Nov24	Dec24	Jan25	Feb25	Mar25	Apr25	May25	Jun25	Jul25	Aug25	Sep25	Oct25
Sep25												7.50c
	Nov24	Dec24	Jan25	Feb25	Mar25	Apr25	May25	Jun25	Jul25	Aug25	Sep25	Oct25
Oct25												



\*본 자료는 LME에서 공시하는 Valuation을 토대로 작성된 것으로 실제 거래 시의 스프레드와는 무관합니다.  
 \*\* Source: Reuters



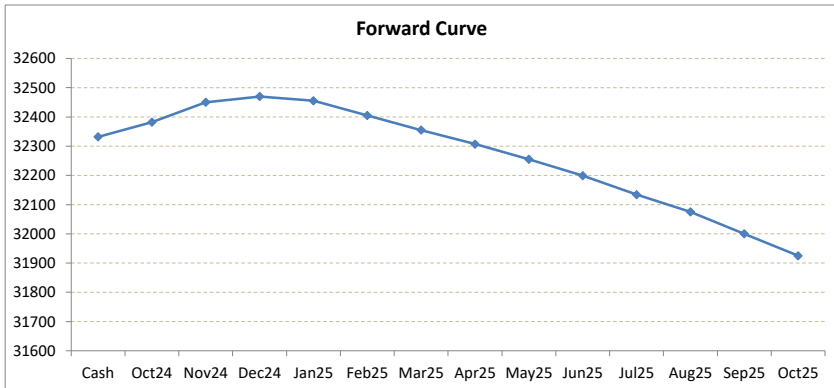
# LME Valuation - Tin

Cash - 3M: 103.00c

Date: 2024-09-26

**Cash 32332.00**  
**3M 32435.00**  
 Oct24 **32382.00**  
 Nov24 **32450.00**  
 Dec24 **32470.00**  
 Jan25 **32455.00**  
 Feb25 **32405.00**  
 Mar25 **32355.00**  
 Apr25 **32307.00**  
 May25 **32255.00**  
 Jun25 **32199.00**  
 Jul25 **32134.00**  
 Aug25 **32075.00**  
 Sep25 **32000.00**  
 Oct25 **31925.00**

	Cash-Oct24	Cash-Nov24	Cash-Dec24	Cash-Jan25	Cash-Feb25	Cash-Mar25	Cash-Apr25	Cash-May25	Cash-Jun25	Cash-Jul25	Cash-Aug25	Cash-Sep25
Cash	50.00c	118.00c	138.00c	123.00c	73.00c	23.00c	25.00b	77.00b	133.00b	198.00b	257.00b	332.00b
	Oct24-3M	Nov24-3M	Dec24-3M	3M-Jan25	3M-Feb25	3M-Mar25	3M-Apr25	3M-May25	3M-Jun25	3M-Jul25	3M-Aug25	3M-Sep25
3M	53.00c	15.00b	35.00b	20.00c	30.00b	80.00b	128.00b	180.00b	236.00b	301.00b	360.00b	435.00b
	Oct24-Nov24	Nov24-Dec24	Dec24-Jan25	Jan25-Feb25	Feb25-Mar25	Mar25-Apr25	Apr25-May25	May25-Jun25	Jun25-Jul25	Jul25-Aug25	Aug25-Sep25	Sep25-Oct25
3rd wed	68.00c	20.00c	15.00b	50.00b	50.00b	48.00b	52.00b	56.00b	65.00b	59.00b	75.00b	75.00b
	Nov24	Dec24	Jan25	Feb25	Mar25	Apr25	May25	Jun25	Jul25	Aug25	Sep25	Oct25
Oct24	68.00c	88.00c	73.00c	23.00c	27.00b	75.00b	127.00b	183.00b	248.00b	307.00b	382.00b	457.00b
	Nov24	20.00c	5.00c	45.00b	95.00b	143.00b	195.00b	251.00b	316.00b	375.00b	450.00b	525.00b
		Dec24	15.00b	65.00b	115.00b	163.00b	215.00b	271.00b	336.00b	395.00b	470.00b	545.00b
			Jan25	50.00b	100.00b	148.00b	200.00b	256.00b	321.00b	380.00b	455.00b	530.00b
				Feb25	50.00b	98.00b	150.00b	206.00b	271.00b	330.00b	405.00b	480.00b
					Mar25	48.00b	100.00b	156.00b	221.00b	280.00b	355.00b	430.00b
						Apr25	52.00b	108.00b	173.00b	232.00b	307.00b	382.00b
							May25	56.00b	121.00b	180.00b	255.00b	330.00b
								Jun25	65.00b	124.00b	199.00b	274.00b
									Jul25	59.00b	134.00b	209.00b
										Aug25	75.00b	150.00b
											Sep25	75.00b
												Oct25



\*본 자료는 LME에서 공시하는 Valuation을 토대로 작성된 것으로 실제 거래 시의 스프레드와는 무관합니다.  
 \*\* Source: Reuters

