

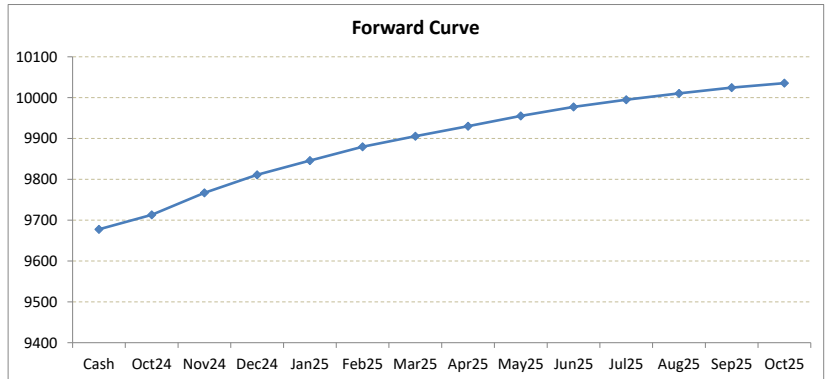
LME Valuation - Copper

Cash - 3M: 135.36c

Date: 2024-09-25

Cash 9677.64
3M 9813.00
 Oct24 9713.14
 Nov24 9766.78
 Dec24 9811.20
 Jan25 9845.74
 Feb25 9879.74
 Mar25 9905.74
 Apr25 9929.94
 May25 9955.19
 Jun25 9977.44
 Jul25 9994.94
 Aug25 10010.44
 Sep25 10024.44
 Oct25 10035.44

	Cash-Oct24	Cash-Nov24	Cash-Dec24	Cash-Jan25	Cash-Feb25	Cash-Mar25	Cash-Apr25	Cash-May25	Cash-Jun25	Cash-Jul25	Cash-Aug25	Cash-Sep25
Cash	35.50c	89.14c	133.56c	168.10c	202.10c	228.10c	252.30c	277.55c	299.80c	317.30c	332.80c	346.80c
	Oct24-3M	Nov24-3M	Dec24-3M	3M-Jan25	3M-Feb25	3M-Mar25	3M-Apr25	3M-May25	3M-Jun25	3M-Jul25	3M-Aug25	3M-Sep25
3M	99.86c	46.22c	1.80c	32.74c	66.74c	92.74c	116.94c	142.19c	164.44c	181.94c	197.44c	211.44c
	Oct24-Nov24	Nov24-Dec24	Dec24-Jan25	Jan25-Feb25	Feb25-Mar25	Mar25-Apr25	Apr25-May25	May25-Jun25	Jun25-Jul25	Jul25-Aug25	Aug25-Sep25	Sep25-Oct25
3rd wed	53.64c	44.42c	34.54c	34.00c	26.00c	24.20c	25.25c	22.25c	17.50c	15.50c	14.00c	11.00c
	Nov24	Dec24	Jan25	Feb25	Mar25	Apr25	May25	Jun25	Jul25	Aug25	Sep25	Oct25
Oct24	53.64c	98.06c	132.60c	166.60c	192.60c	216.80c	242.05c	264.30c	281.80c	297.30c	311.30c	322.30c
	Nov24	Dec24	Jan25	Feb25	Mar25	Apr25	May25	Jun25	Jul25	Aug25	Sep25	Oct25
		44.42c	78.96c	112.96c	138.96c	163.16c	188.41c	210.66c	228.16c	243.66c	257.66c	268.66c
		Dec24	Jan25	Feb25	Mar25	Apr25	May25	Jun25	Jul25	Aug25	Sep25	Oct25
			34.54c	68.54c	94.54c	118.74c	143.99c	166.24c	183.74c	199.24c	213.24c	224.24c
			Jan25	Feb25	Mar25	Apr25	May25	Jun25	Jul25	Aug25	Sep25	Oct25
				34.00c	60.00c	84.20c	109.45c	131.70c	149.20c	164.70c	178.70c	189.70c
				Feb25	Mar25	Apr25	May25	Jun25	Jul25	Aug25	Sep25	Oct25
					26.00c	50.20c	75.45c	97.70c	115.20c	130.70c	144.70c	155.70c
					Mar25	Apr25	May25	Jun25	Jul25	Aug25	Sep25	Oct25
						24.20c	49.45c	71.70c	89.20c	104.70c	118.70c	129.70c
						Apr25	May25	Jun25	Jul25	Aug25	Sep25	Oct25
							25.25c	47.50c	65.00c	80.50c	94.50c	105.50c
							May25	Jun25	Jul25	Aug25	Sep25	Oct25
								22.25c	39.75c	55.25c	69.25c	80.25c
								Jun25	Jul25	Aug25	Sep25	Oct25
									17.50c	33.00c	47.00c	58.00c
									Jul25	Aug25	Sep25	Oct25
										15.50c	29.50c	40.50c
										Aug25	Sep25	Oct25
											14.00c	25.00c
											Sep25	Oct25
												11.00c



*본 자료는 LME에서 공시하는 Valuation을 토대로 작성된 것으로 실제 거래 시의 스프레드와는 무관합니다.
 ** Source: Reuters



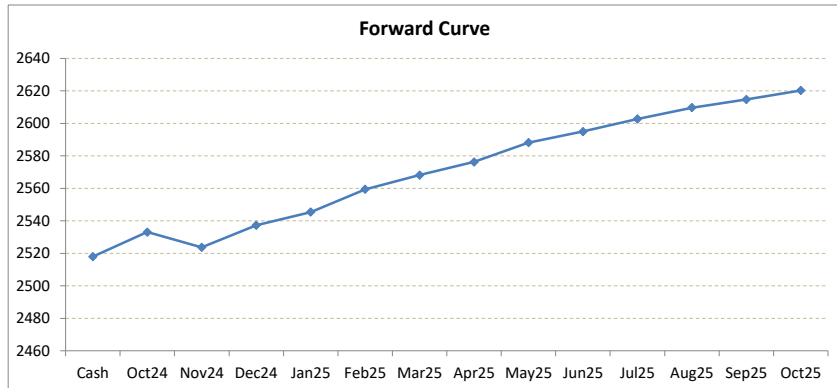
LME Valuation - Aluminium

Cash - 3M: 20.52c

Date: 2024-09-25

Cash 2517.98
3M 2538.50
 Oct24 **2533.06**
 Nov24 **2523.70**
 Dec24 **2537.27**
 Jan25 **2545.43**
 Feb25 **2559.43**
 Mar25 **2568.18**
 Apr25 **2576.23**
 May25 **2588.23**
 Jun25 **2594.98**
 Jul25 **2602.73**
 Aug25 **2609.73**
 Sep25 **2614.73**
 Oct25 **2620.27**

	Cash-Oct24	Cash-Nov24	Cash-Dec24	Cash-Jan25	Cash-Feb25	Cash-Mar25	Cash-Apr25	Cash-May25	Cash-Jun25	Cash-Jul25	Cash-Aug25	Cash-Sep25
Cash	15.08c	5.72c	19.29c	27.45c	41.45c	50.20c	58.25c	70.25c	77.00c	84.75c	91.75c	96.75c
	Oct24-3M	Nov24-3M	Dec24-3M	3M-Jan25	3M-Feb25	3M-Mar25	3M-Apr25	3M-May25	3M-Jun25	3M-Jul25	3M-Aug25	3M-Sep25
3M	5.44c	14.80c	1.23c	6.93c	20.93c	29.68c	37.73c	49.73c	56.48c	64.23c	71.23c	76.23c
	Oct24-Nov24	Nov24-Dec24	Dec24-Jan25	Jan25-Feb25	Feb25-Mar25	Mar25-Apr25	Apr25-May25	May25-Jun25	Jun25-Jul25	Jul25-Aug25	Aug25-Sep25	Sep25-Oct25
3rd wed	9.36b	13.57c	8.16c	14.00c	8.75c	8.05c	12.00c	6.75c	7.75c	7.00c	5.00c	5.54c
	Nov24	Dec24	Jan25	Feb25	Mar25	Apr25	May25	Jun25	Jul25	Aug25	Sep25	Oct25
Oct24	9.36b	4.21c	12.37c	26.37c	35.12c	43.17c	55.17c	61.92c	69.67c	76.67c	81.67c	87.21c
	Nov24	13.57c	21.73c	35.73c	44.48c	52.53c	64.53c	71.28c	79.03c	86.03c	91.03c	96.57c
		Dec24	8.16c	22.16c	30.91c	38.96c	50.96c	57.71c	65.46c	72.46c	77.46c	83.00c
			Jan25	14.00c	22.75c	30.80c	42.80c	49.55c	57.30c	64.30c	69.30c	74.84c
				Feb25	8.75c	16.80c	28.80c	35.55c	43.30c	50.30c	55.30c	60.84c
					Mar25	8.05c	20.05c	26.80c	34.55c	41.55c	46.55c	52.09c
						Apr25	12.00c	18.75c	26.50c	33.50c	38.50c	44.04c
							May25	6.75c	14.50c	21.50c	26.50c	32.04c
								Jun25	7.75c	14.75c	19.75c	25.29c
									Jul25	7.00c	12.00c	17.54c
										Aug25	5.00c	10.54c
											Sep25	5.54c
												Oct25



*본 자료는 LME에서 공시하는 Valuation을 토대로 작성된 것으로 실제 거래 시의 스프레드와는 무관합니다.
 ** Source: Reuters

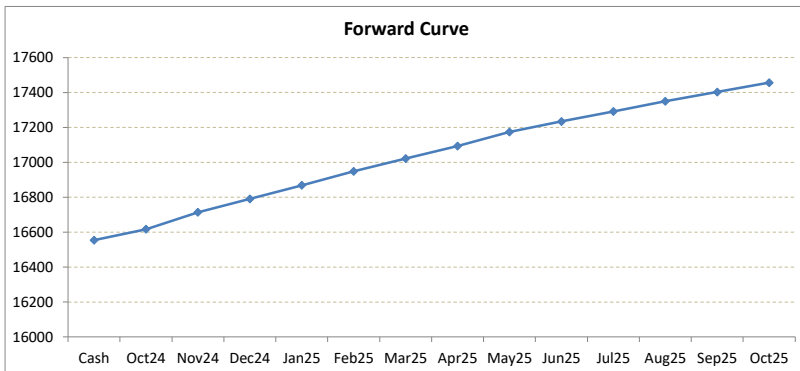
LME Valuation - Nickel

Cash - 3M: **241.90c**

Date: **2024-09-25**

Cash 16554.10
3M 16796.00
 Oct24 **16617.10**
 Nov24 **16714.65**
 Dec24 **16790.73**
 Jan25 **16868.48**
 Feb25 **16948.48**
 Mar25 **17021.73**
 Apr25 **17093.73**
 May25 **17173.73**
 Jun25 **17233.73**
 Jul25 **17291.73**
 Aug25 **17349.73**
 Sep25 **17402.73**
 Oct25 **17455.73**

	Cash-Oct24	Cash-Nov24	Cash-Dec24	Cash-Jan25	Cash-Feb25	Cash-Mar25	Cash-Apr25	Cash-May25	Cash-Jun25	Cash-Jul25	Cash-Aug25	Cash-Sep25
Cash	63.00c	160.55c	236.63c	314.38c	394.38c	467.63c	539.63c	619.63c	679.63c	737.63c	795.63c	848.63c
	Oct24-3M	Nov24-3M	Dec24-3M	3M-Jan25	3M-Feb25	3M-Mar25	3M-Apr25	3M-May25	3M-Jun25	3M-Jul25	3M-Aug25	3M-Sep25
3M	178.90c	81.35c	5.27c	72.48c	152.48c	225.73c	297.73c	377.73c	437.73c	495.73c	553.73c	606.73c
	Oct24-Nov24	Nov24-Dec24	Dec24-Jan25	Jan25-Feb25	Feb25-Mar25	Mar25-Apr25	Apr25-May25	May25-Jun25	Jun25-Jul25	Jul25-Aug25	Aug25-Sep25	Sep25-Oct25
3rd wed	97.55c	76.08c	77.75c	80.00c	73.25c	72.00c	80.00c	60.00c	58.00c	58.00c	53.00c	53.00c
	Nov24	Dec24	Jan25	Feb25	Mar25	Apr25	May25	Jun25	Jul25	Aug25	Sep25	Oct25
Oct24	97.55c	173.63c	251.38c	331.38c	404.63c	476.63c	556.63c	616.63c	674.63c	732.63c	785.63c	838.63c
Nov24		76.08c	153.83c	233.83c	307.08c	379.08c	459.08c	519.08c	577.08c	635.08c	688.08c	741.08c
Dec24			77.75c	157.75c	231.00c	303.00c	383.00c	443.00c	501.00c	559.00c	612.00c	665.00c
Jan25				80.00c	153.25c	225.25c	305.25c	365.25c	423.25c	481.25c	534.25c	587.25c
Feb25					73.25c	145.25c	225.25c	285.25c	343.25c	401.25c	454.25c	507.25c
Mar25						72.00c	152.00c	212.00c	270.00c	328.00c	381.00c	434.00c
Apr25							80.00c	140.00c	198.00c	256.00c	309.00c	362.00c
May25								60.00c	118.00c	176.00c	229.00c	282.00c
Jun25									58.00c	116.00c	169.00c	222.00c
Jul25										58.00c	111.00c	164.00c
Aug25											53.00c	106.00c
Sep25												53.00c
Oct25												



*본 자료는 LME에서 공시하는 Valuation을 토대로 작성된 것으로 실제 거래 시의 스프레드와는 무관합니다.

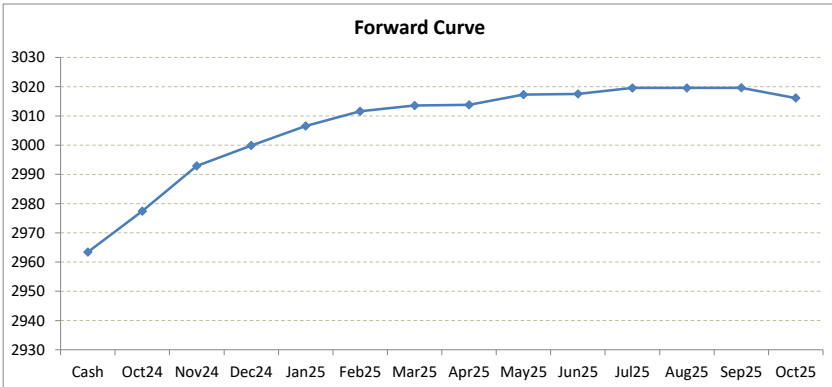
** Source: Reuters

LME Valuation - Zinc

Cash - 3M: **34.09c**

Date: **2024-09-25**

Cash	2963.41		Cash-Oct24	Cash-Nov24	Cash-Dec24	Cash-Jan25	Cash-Feb25	Cash-Mar25	Cash-Apr25	Cash-May25	Cash-Jun25	Cash-Jul25	Cash-Aug25	Cash-Sep25
3M	2997.50	Cash	14.00c	29.49c	36.48c	43.14c	48.14c	50.14c	50.40c	53.89c	54.14c	56.14c	56.14c	56.23c
Oct24	2977.41													
Nov24	2992.90													
Dec24	2999.89	3M	20.09c	4.60c	2.39b	9.05c	14.05c	16.05c	16.31c	19.80c	20.05c	22.05c	22.05c	22.14c
Jan25	3006.55													
Feb25	3011.55													
Mar25	3013.55	3rd wed	15.49c	6.99c	6.66c	5.00c	2.00c	0.26c	3.49c	0.25c	2.00c	0.00b	0.09c	3.50b
Apr25	3013.81													
May25	3017.30													
Jun25	3017.55	Oct24	15.49c	22.48c	29.14c	34.14c	36.14c	36.40c	39.89c	40.14c	42.14c	42.14c	42.23c	38.73c
Jul25	3019.55		Nov24	6.99c	13.65c	18.65c	20.65c	20.91c	24.40c	24.65c	26.65c	26.65c	26.74c	23.24c
Aug25	3019.55			Dec24	6.66c	11.66c	13.66c	13.92c	17.41c	17.66c	19.66c	19.66c	19.75c	16.25c
Sep25	3019.64				Jan25	5.00c	7.00c	7.26c	10.75c	11.00c	13.00c	13.00c	13.09c	9.59c
Oct25	3016.14					Feb25	2.00c	2.26c	5.75c	6.00c	8.00c	8.00c	8.09c	4.59c
							Mar25	0.26c	3.75c	4.00c	6.00c	6.00c	6.09c	2.59c
								Apr25	3.49c	3.74c	5.74c	5.74c	5.83c	2.33c
									May25	0.25c	2.25c	2.25c	2.34c	1.16b
										Jun25	2.00c	2.00c	2.09c	1.41b
											Jul25	0.00b	0.09c	3.41b
												Aug25	0.09c	3.41b
													Sep25	3.50b
														Oct25



*본 자료는 LME에서 공시하는 Valuation을 토대로 작성된 것으로 실제 거래 시의 스프레드와는 무관합니다.
 ** Source: Reuters

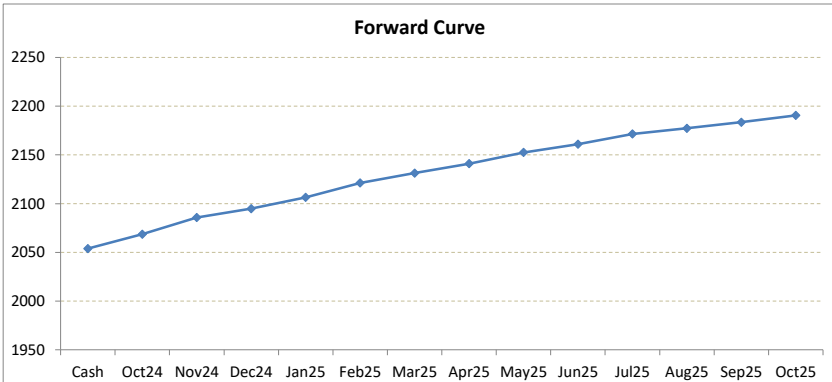


LME Valuation - Lead

Cash - 3M: 42.72c

Date: 2024-09-25

Cash	2053.78		Cash-Oct24	Cash-Nov24	Cash-Dec24	Cash-Jan25	Cash-Feb25	Cash-Mar25	Cash-Apr25	Cash-May25	Cash-Jun25	Cash-Jul25	Cash-Aug25	Cash-Sep25
3M	2096.50	Cash	14.87c	32.00c	41.00c	52.61c	67.51c	77.51c	87.26c	98.75c	107.25c	117.75c	123.50c	129.75c
Oct24	2068.65													
Nov24	2085.78		Oct24-3M	Nov24-3M	Dec24-3M	3M-Jan25	3M-Feb25	3M-Mar25	3M-Apr25	3M-May25	3M-Jun25	3M-Jul25	3M-Aug25	3M-Sep25
Dec24	2094.78	3M	27.85c	10.72c	1.72c	9.89c	24.79c	34.79c	44.54c	56.03c	64.53c	75.03c	80.78c	87.03c
Jan25	2106.39													
Feb25	2121.29		Oct24-Nov24	Nov24-Dec24	Dec24-Jan25	Jan25-Feb25	Feb25-Mar25	Mar25-Apr25	Apr25-May25	May25-Jun25	Jun25-Jul25	Jul25-Aug25	Aug25-Sep25	Sep25-Oct25
Mar25	2131.29	3rd wed	17.13c	9.00c	11.61c	14.90c	10.00c	9.75c	11.49c	8.50c	10.50c	5.75c	6.25c	7.00c
Apr25	2141.04													
May25	2152.53		Nov24	Dec24	Jan25	Feb25	Mar25	Apr25	May25	Jun25	Jul25	Aug25	Sep25	Oct25
Jun25	2161.03	Oct24	17.13c	26.13c	37.74c	52.64c	62.64c	72.39c	83.88c	92.38c	102.88c	108.63c	114.88c	121.88c
Jul25	2171.53		Nov24	9.00c	20.61c	35.51c	45.51c	55.26c	66.75c	75.25c	85.75c	91.50c	97.75c	104.75c
Aug25	2177.28			Dec24	11.61c	26.51c	36.51c	46.26c	57.75c	66.25c	76.75c	82.50c	88.75c	95.75c
Sep25	2183.53				Jan25	14.90c	24.90c	34.65c	46.14c	54.64c	65.14c	70.89c	77.14c	84.14c
Oct25	2190.53					Feb25	10.00c	19.75c	31.24c	39.74c	50.24c	55.99c	62.24c	69.24c
							Mar25	9.75c	21.24c	29.74c	40.24c	45.99c	52.24c	59.24c
								Apr25	11.49c	19.99c	30.49c	36.24c	42.49c	49.49c
									May25	8.50c	19.00c	24.75c	31.00c	38.00c
										Jun25	10.50c	16.25c	22.50c	29.50c
											Jul25	5.75c	12.00c	19.00c
												Aug25	6.25c	13.25c
													Sep25	7.00c
														Oct25



*본 자료는 LME에서 공시하는 Valuation을 토대로 작성된 것으로 실제 거래 시의 스프레드와는 무관합니다.
 ** Source: Reuters

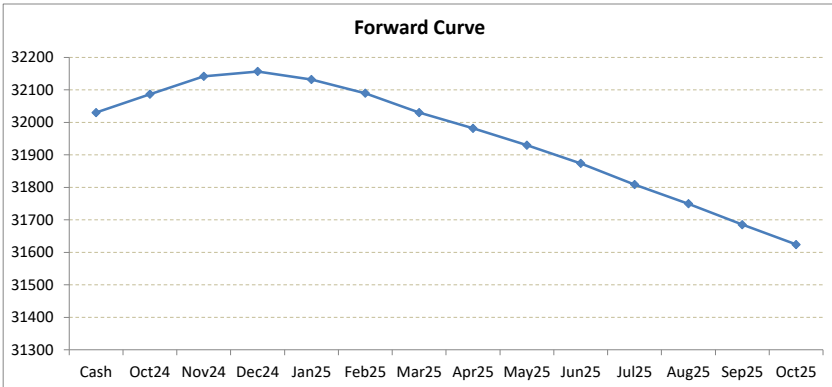


LME Valuation - Tin

Cash - 3M: 72.00c

Date: 2024-09-25

Cash	32030.00		Cash-Oct24	Cash-Nov24	Cash-Dec24	Cash-Jan25	Cash-Feb25	Cash-Mar25	Cash-Apr25	Cash-May25	Cash-Jun25	Cash-Jul25	Cash-Aug25	Cash-Sep25
3M	32102.00	Cash	57.00c	112.00c	127.00c	102.00c	60.00c	0.00b	48.00b	100.00b	156.00b	221.00b	280.00b	345.00b
Oct24	32087.00													
Nov24	32142.00		Oct24-3M	Nov24-3M	Dec24-3M	3M-Jan25	3M-Feb25	3M-Mar25	3M-Apr25	3M-May25	3M-Jun25	3M-Jul25	3M-Aug25	3M-Sep25
Dec24	32157.00	3M	15.00c	40.00b	55.00b	30.00c	12.00b	72.00b	120.00b	172.00b	228.00b	293.00b	352.00b	417.00b
Jan25	32132.00													
Feb25	32090.00		Oct24-Nov24	Nov24-Dec24	Dec24-Jan25	Jan25-Feb25	Feb25-Mar25	Mar25-Apr25	Apr25-May25	May25-Jun25	Jun25-Jul25	Jul25-Aug25	Aug25-Sep25	Sep25-Oct25
Mar25	32030.00	3rd wed	55.00c	15.00c	25.00b	42.00b	60.00b	48.00b	52.00b	56.00b	65.00b	59.00b	65.00b	61.00b
Apr25	31982.00													
May25	31930.00		Nov24	Dec24	Jan25	Feb25	Mar25	Apr25	May25	Jun25	Jul25	Aug25	Sep25	Oct25
Jun25	31874.00	Oct24	55.00c	70.00c	45.00c	3.00c	57.00b	105.00b	157.00b	213.00b	278.00b	337.00b	402.00b	463.00b
Jul25	31809.00		Nov24	15.00c	10.00b	52.00b	112.00b	160.00b	212.00b	268.00b	333.00b	392.00b	457.00b	518.00b
Aug25	31750.00		Dec24	25.00b	67.00b	127.00b	175.00b	227.00b	283.00b	348.00b	407.00b	472.00b	533.00b	
Sep25	31685.00		Jan25	42.00b	102.00b	150.00b	202.00b	258.00b	323.00b	382.00b	447.00b	508.00b		
Oct25	31624.00		Feb25	60.00b	108.00b	160.00b	216.00b	281.00b	340.00b	405.00b	466.00b			
			Mar25	48.00b	100.00b	156.00b	221.00b	280.00b	345.00b	406.00b				
			Apr25	52.00b	108.00b	173.00b	232.00b	297.00b	358.00b					
			May25	56.00b	121.00b	180.00b	245.00b	306.00b						
			Jun25	65.00b	124.00b	189.00b	250.00b							
			Jul25	59.00b	124.00b	185.00b								
			Aug25	65.00b	126.00b									
			Sep25		61.00b									
			Oct25											



*본 자료는 LME에서 공시하는 Valuation을 토대로 작성된 것으로 실제 거래 시의 스프레드와는 무관합니다.
 ** Source: Reuters

